

State of Colorado

Year 2000 Progress Summary

Fiscal Year 1998/99

For the Month Ending January 31, 1999



The information contained within this report is a Year 2000 Readiness Disclosure as defined in the Year 2000 Information and Readiness Disclosure Act of 1998. It is not intended to be an assurance, guarantee, or warranty concerning Year 2000 compliance of any particular system, product, or department.

IMC

COMMISSION ON INFORMATION MANAGEMENT
1525 Sherman Street, Suite 100
Denver, Colorado 80203
(303) 866-3222
Fax (303) 866-2168

February 23, 1999

Table of Contents

1.	Statewide Project Information	1
1.1	Background	1
1.2	Accomplishments	1
1.2.1	Governor's Task Force on Year 2000 Readiness	1
1.2.2	Internal Verification Startup	2
1.2.3	Personal Computer Tools Bid	2
1.2.4	Systems Implemented with Year 2000 Modifications	2
1.3	Risk Management.....	2
1.3.1	Tracking of Fatal and Critical Projects	2
1.3.2	Project Slippage	3
1.4	Project Status.....	4
1.5	System Verification.....	8
1.5.1	Internal System Verification.....	8
1.5.2	Independent System Verification.....	9
1.6	Conclusions.....	10
2.	Department Progress Information.....	12
2.1	Department Project and System Verification Status	12
2.1.1	Agriculture	14
2.1.2	Corrections.....	15
2.1.3	Education.....	17
2.1.4	Governor.....	19
2.1.5	Health Care Policy and Financing.....	20
2.1.6	Human Services.....	21
2.1.7	Judicial.....	23
2.1.8	Labor and Employment.....	25
2.1.9	Law.....	27
2.1.10	Legislature.....	29
2.1.11	Local Affairs.....	30
2.1.12	Military Affairs	31
2.1.13	Natural Resources	32
2.1.14	Personnel.....	34
2.1.14.1	Application Services	34
2.1.14.2	Data Center	35
2.1.14.3	Communications Services	36
2.1.15	Public Defender	38
2.1.16	Public Health and Environment.....	39
2.1.17	Public Safety	41
2.1.18	Regulatory Agencies.....	43
2.1.19	Revenue	45
2.1.20	Secretary of State	47
2.1.21	Transportation.....	48
2.1.22	Treasury.....	50

1. Statewide Project Information

1.1 Background

This is the January 1999 monthly report on the status of the Year 2000 projects within the State of Colorado. The purpose of this information is to provide stakeholders with an update on project progress to achieve Statewide Year 2000 compliance for information systems. This report addresses progress by documenting accomplishments, the status of the risk management effort, overall project progress and the status of the system verification process.

1.2 Accomplishments

The purpose of this section is to highlight certain events and accomplishments considered important to the success of the State's Year 2000 effort. Although this report addresses a specified reporting period and all tables and charts reflect data as of the end of the reporting period, accomplishments occurring up to the publication date of this report will be included.

1.2.1 Governor's Task Force on Year 2000 Readiness

The most significant Year 2000 related event during January was the issuance of an Executive Order by Governor Owens creating the Governor's Task Force on Year 2000 Readiness. The mission of this Task Force is:

- To strengthen coordination among the principal departments of State government in identifying and resolving potential Y2K issues within those departments.
- To encourage the development of effective contingency plans for State departments should Y2K-related systems disruptions occur.
- To facilitate increased interaction between State officials and appropriate representatives from federal, regional, county and local government to discuss inter-jurisdictional Y2K issues that may affect the delivery of critical governmental services to the public.
- To provide a forum in which representatives from the public, private and non-profit sectors may share useful knowledge relating to Y2K computer systems remediation, testing, independent verification and validation, and contingency planning.
- To communicate useful information about the Y2K problem and its solutions to the public.

For readers interested in more information regarding the Governor's Task Force, a web site exists at <http://www.state.co.us/year2000/>.

1.2.2 Internal Verification Startup

Another accomplishment in January was the beginning of the internal verification sign-off effort. The Commission on Information Management (IMC) Year 2000 Project Office (Project Office) verified twenty-two fatal or critical systems. The internal verification process is defined in Section 1.5.1: *Internal System Verification* in this document.

1.2.3 Personal Computer Tools Bid

The Project Office, in conjunction with State Purchasing, developed a bid to solicit tools and services to support departments in their efforts to address the Year 2000 problem in personal computer hardware and software. This bid was published on February 12, 1999 and will be available for vendor response until February 25, 1999.

1.2.4 Systems Implemented with Year 2000 Modifications

The updated State financial reporting system, COFRS, was successfully implemented in February 1999. This system was modified to handle the year 2000 processing, upgraded to COBOL MVS and CICS 4.1, and enhanced with new features of the AMS core system.

1.3 Risk Management

The risk management focus by the Project Office has two areas of emphasis. The first area of emphasis is on fatal and critical impact projects with more than 1,000 hours of effort remaining. The second area of emphasis is on all Year 2000 projects that experience end date slippage.

1.3.1 Tracking of Fatal and Critical Projects

The Project Office believes fatal and critical Year 2000 projects that require the largest effort to complete pose the highest risk to the State of Colorado. Typically, these projects address the larger applications that are essential to the day-to-day operations of the State.

The Project Office closely monitors all fatal and critical systems that have more than 1,000 hours of effort remaining. The projects that currently meet these criteria are listed in Figure 1.3.1-1: *Fatal and Critical Projects for Risk Management Tracking*.

Department	Project ID	Estimated Hours Remaining	Estimated Completion Month	Concerns?	Refer to this Paragraph
Human Services	ACSES (Child Support)	13,981	Jun 1999	No	2.1.6
Human Services	CAFSS (Food Stamps)	4,300	Jun 1999	No	2.1.6
Human Services	CAPS	1,678	Jun 1999	No	2.1.6
Human Services	COIN (Welfare)	18,765	Jun 1999	No	2.1.6
Natural Resources	COGIMS	3,064	May 1999	Yes	2.1.13
Personnel	CITS/CSS Y2K Compliance	3,983	Mar 1999	No	2.1.14.2
Revenue	All Other Tax Systems	1,954	Jun 1999	Yes	2.1.19
Revenue	Income Tax	11,551	Oct 1999	Yes	2.1.19
Revenue	Major Tax	4,803	Jun 1999	No	2.1.19
Revenue	RAS	6,090	Jun 1999	No	2.1.19

Figure 1.3.1-1: Fatal and Critical Projects for Risk Management Tracking

Each of these projects is individually addressed in Section 2.1: *Department Progress Status* under the respective department's sub-section. Projects that are of concern to the Project Office are annotated with a 'Yes' under the Concerns column. Reasons for concern include such things as: milestones not being met, hours to completion increasing rather than decreasing, slippage in completion date, tasks not being completed as scheduled, the rate of progress is not adequate for on time schedule completion or there has been a change in project management.

1.3.2 Project Slippage

The Project Office monitors all projects when a slippage in projected completion date occurs, regardless of impact level. Figure 1.3.2-1: *Completion Date Slippage* lists the projects whose end dates have moved beyond what was reported as of August 1998. The Project Office believes that project managers had sufficient time prior to August 1998 to re-plan their projects and that any end date slippage occurring since August 1998 is cause for concern.

These projects are monitored closely by the Project Office staff. The Project Office contacts department management regarding projects that have completion date slippage. The column titled 'Slippage From Aug 1998 Reported End Date' indicates the number of months a project has slipped since the August 1998 reporting period. The next column, 'Slippage From Previous Month's Reported End Date', shows the number of months slippage that occurred in January, 1999. A project will be removed from this chart if it completes or if the slippage from August 1998 is reduced to zero.

Department	Project ID	Impact Level	Slippage From Aug-1998 Reported End Date	Slippage From Previous Month's Reported End Date	Current Estimated Month To Complete
Education	Funding Systems	Fatal	6	0	May 1999
Education	Student Systems	Fatal	4	0	May 1999
Judicial **	ANS	Critical	2	0	Jan 1999
Judicial	JMS	Fatal	3	0	Feb 1999
Judicial	SYS	Critical	3	0	Feb 1999
Labor and Employment	UITAX (CATS)	Fatal	2	1	Feb 1999
Labor and Employment	Workers' Compensation	Fatal	5	1	Mar 1999
Military Affairs	Telephone Replacement	Manageable	2	1	Feb 1999
Natural Resources	COGIMS	Critical	2	0	May 1999
Natural Resources	SLIMS	Critical	6	3	Apr 1999
Personnel	INFOPAC	Critical	7	0	May 1999
Revenue	AARAPS	Fatal	5	1	Feb 1999
Revenue	Income Tax	Fatal	4	0	Oct 1999
Revenue	Major Tax	Fatal	9	0	Jun 1999
Revenue	RAS	Fatal	8	0	Jun 1999
Revenue	Verification of Vendor Systems	Fatal	4	0	Jun 1999
* Project is a new addition to the Slippage Chart as of this reporting period.					
** Project has completed or has erased slippage since last reporting period and will be removed from chart next reporting period.					

Figure 1.3.2-1: Completion Date Slippage

Each month, the Project Office contacts the departments listed in Figure 1.3.2-1 to ensure awareness of the slippage and offer assistance to get the projects back on track. The Project Office understands that the departments may have valid issues that created the slippage. However, the departments and the Project Office need to find ways to respond and recover from any issues that cause project slippage, especially for fatal and critical projects.

1.4 Project Status

As of January 31, 1999, the majority of departments continue to execute their Year 2000 projects close to plan.

Department progress scores are a composite of project scores weighted by the size of each project. As individual project scores are based on variances against plan, the Project Office believes that this is a reliable indicator of project and department progress.

The following chart, *Figure 1.4-1: Statewide Project Rating Chart*, summarizes the progress and scope of each department's Year 2000 effort. Four (4) departments continue to report no Year 2000 issues: Agriculture, Governor's Office, Legislature and Public Defender.

Department	Progress Rating	All Y2K Projects				Fatal/Critical Y2K Projects Only			
		Future	Active	Complete	Total	Future	Active	Complete	Total
Health Care Policy and Finance	5	1	0	0	1	1	0	0	1
Law	5	0	0	1	1	0	0	1	1
Local Affairs	5	0	0	1	1	0	0	0	0
Public Health and Environment	5	2	8	2	12	1	4	2	7
Regulatory Agencies	5	0	1	3	4	0	1	0	1
Secretary of State	5	1	0	0	1	1	0	0	1
Treasury	5	1	0	0	1	1	0	0	1
Human Services	4.8	2	17	3	22	0	12	1	13
Personnel	4.7	1	13	8	22	0	7	0	7
Labor and Employment	4.5	0	8	41	49	0	3	20	23
Public Safety	4.5	1	10	0	11	0	1	0	1
Transportation	4.4	1	5	3	9	1	1	1	3
Revenue	4	0	11	1	12	0	7	1	8
Education	3.8	0	6	1	7	0	5	1	6
Judicial	3.2	1	2	1	4	1	2	1	4
Natural Resources	2.6	1	2	0	3	1	2	0	3
Corrections	1	0	2	1	3	0	1	1	2
Military Affairs	1	1	0	0	1	0	0	0	0
STATEWIDE as of Jan 1999	N/A	13	85	66	164	7	46	29	82
STATEWIDE as of Dec 1998	N/A	20	84	61	165	10	45	28	83

Figure 1.4-1: Statewide Project Rating Chart

The total number of projects decreased by one during January. The Project Office removed a project to track PC replacement at the Department of Human Services. The departments' ongoing asset management program replaced department machines through a pre-existing outsourcing contract.




As the chart indicates, there are a total of 13 projects that have not yet started (Future). Seven of these 13 projects have an impact of fatal or critical however these 7 projects are very small efforts with a projection of only 810 total hours of work.

Figure 1.4-1 shows there are 98 projects yet to be completed (Future and Active). *Figure 1.4-2: Statewide Project Counts by Completion Month*, is presented below to show which months these projects are projected to complete. The one fatal project projected to complete after June 1999 is the Income Tax system at the Department of Revenue, currently scheduled for completion in October 1999.

Completion Month	Marginal and Manageable Project Count	Fatal and Critical Project Count	Totals
Completed	37	29	66
Feb-1999	3	11	14
Mar-1999	4	9	13
Apr-1999	3	3	6
May-1999	2	7	9
Jun-1999	16	22	38
After Jun-1999	17	1	18
Totals	82	82	164

Figure 1.4-2: Statewide Project Counts by Completion Month

Figure 1.4-3: Statewide Progress Graphs, comprised of four graphs, indicates the State's Year 2000 projects are progressing on plan. In the first three of the four graphs,

- The vertical white bar  identifies the most recent estimated project total for the units (hours, milestones, task completes) on the Y-axis. This shows the size of the effort.
- The solid circle  line plots the planned consumption of the units on the Y-axis. This graphically depicts the “road map” for the Year 2000 effort.
- The solid box  line plots the actual consumption of the units on the Y-axis. This graphically depicts the progress made on the Year 2000 effort.

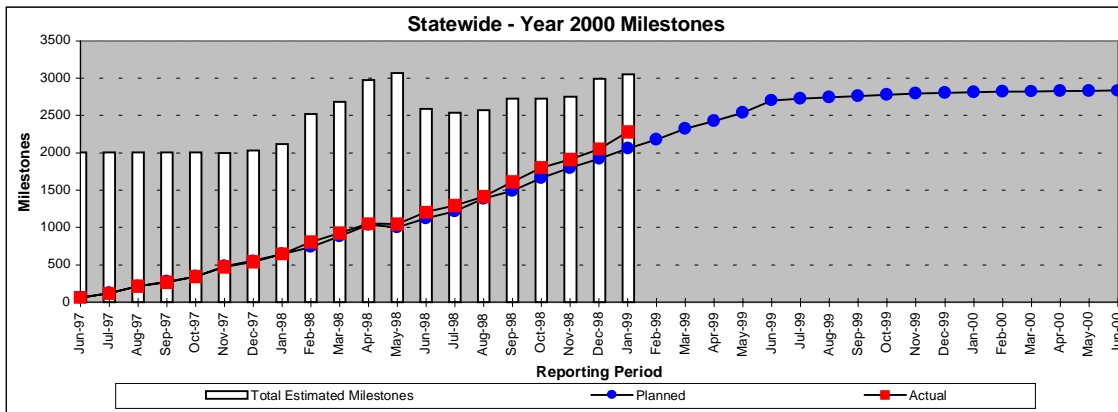
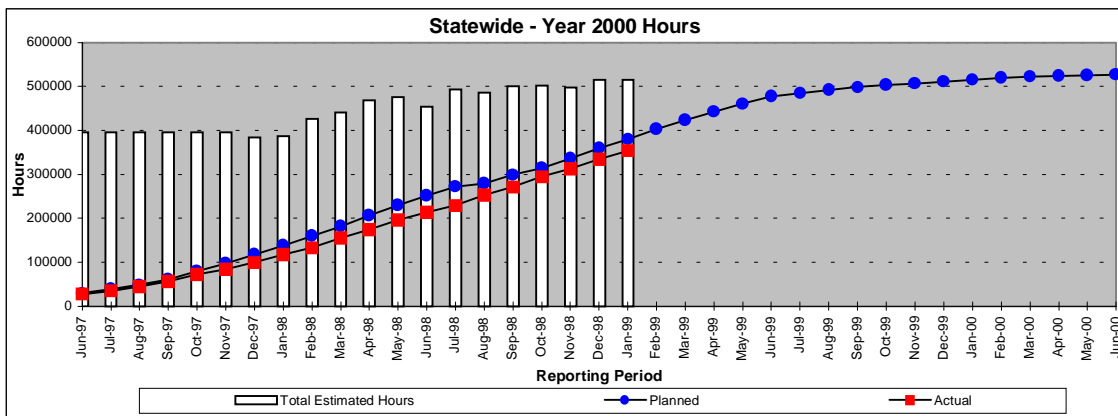


Figure 1.4-3: Statewide Progress Graphs

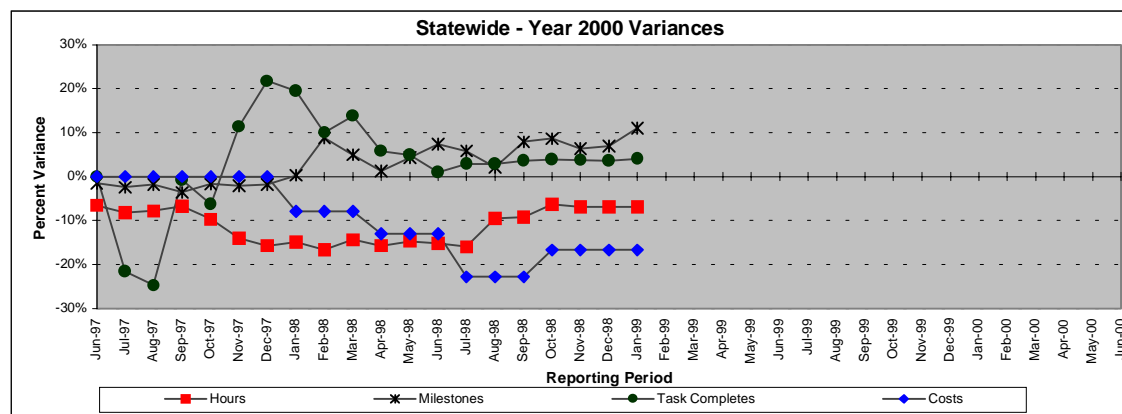
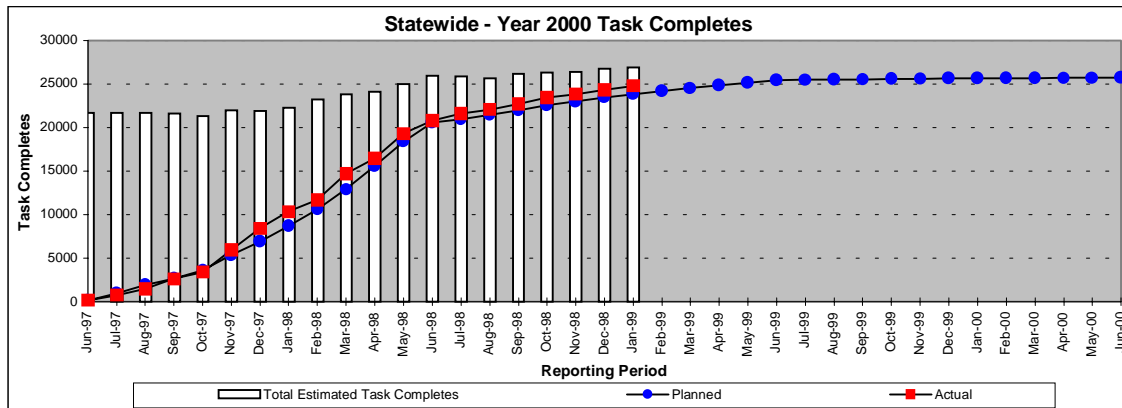


Figure 1.4-3: Statewide Progress Graphs (continued)

During the month of January, the change in estimated total statewide project hours, milestones and task completes was insignificant (less than one percent).

The Variance graph illustrates that the State continues to consume labor at less than the planned rate (-7%) while accomplishing more milestones (11%) and completing more tasks (4%) than planned.

1.5 System Verification

Two levels of system verification are being utilized to provide confidence that the State of Colorado's information systems will be ready for the Year 2000. The first level is an internal verification by the Project Office and the departments that sufficient documentation is available to demonstrate that diligent efforts were extended to address the Year 2000 problem. The second level includes an independent verification process whereby an independent organization(s) performs standard verification processes. These two levels of system verification are described below.

1.5.1 Internal System Verification

An internal verification process was designed by the Project Office to provide reasonable confidence that a process was followed to remediate and test individual information systems for Year 2000 compliance. This internal verification is accomplished through the review of the required documentation needed to create a reasonable and auditable record of due diligence.

In accordance with the process detailed in the document: *Colorado Year 2000 System Verification Process* dated June 30, 1998, the Project Office has instituted a grading system to indicate the progress on the internal verification of fatal and critical systems. Verification grades apply to an individual information system. This is a change from project progress grading, discussed in Section 1.4. Project progress grades apply to projects that may encompass one or more information systems.

The verification grading process tracks all information systems with an impact level of fatal or critical. Currently, 174 of 822 inventoried systems are designated as being fatal or critical. The following chart, *Figure 1.5.1-1: Statewide Internal Verification Rating Chart*, summarizes the progress of each department's Year 2000 verification effort associated with these systems.

Department	Verification Rating	Status of Fatal/Critical Systems					Total
		Remediating	Testing	Complete and awaiting Notification to Verify	Complete and Notified for Verification	Complete and Verified	
Health Care Policy and Financing	5	0	1	0	0	0	1
Public Safety	5	0	1	1	0	0	2
Regulatory Agencies	5	0	0	5	0	0	5
Secretary of State	5	0	0	0	3	0	3
Treasury	5	0	0	1	0	0	1
Education	4	2	14	1	0	3	20
Human Services	4	1	15	1	0	0	17
Judicial	4	0	9	1	1	0	11
Labor and Employment	4	0	11	0	3	17	31
Personnel	4	5	16	0	0	0	21
Public Health and Environment	4	10	2	3	0	0	15
Revenue	4	10	9	1	3	0	23
Transportation	4	0	7	1	0	0	8
Corrections	1	1	4	1	2	0	8
Law	1	0	0	1	0	2	3
Military Affairs	1	1	1	0	0	0	2
Natural Resources	1	1	1	1	0	0	3
Agriculture	N/A	0	0	0	0	0	0
Governor	N/A	0	0	0	0	0	0
Legislature	N/A	0	0	0	0	0	0
Local Affairs	N/A	0	0	0	0	0	0
Public Defender	N/A	0	0	0	0	0	0
STATEWIDE as of Jan 1999	N/A	31	91	18	12	22	174
STATEWIDE as of Dec 1998	N/A	34	94	16	30	0	174

Figure 1.5.1-1: Statewide Verification Rating Chart

A detailed explanation of the verification grading can be found in Section 2.1: *Department Project and System Verification Status*. The chart shows system counts for five different status levels. The goal is to shift the counts from the left to the right side of the chart, until all fatal and critical systems have been verified.

The numbers for "Remediating" refers to systems that are having or are scheduled to have Year 2000 repairs applied. The numbers for "Testing" refer to systems that have completed Year 2000 remediation or were considered to be compliant and are now being tested. "Complete and awaiting Notification to Verify" refers to systems that the department has tested and considers to be Year 2000 compliant, however a letter has not been received by the Project Office from the department stating that the system is ready to be verified. "Complete and Notified for Verification" means the project has completed and the Project Office has been notified by the department that the verification documentation is ready to be reviewed. Finally, the "Complete and Verified" count shows how many fatal and critical systems have completed the verification process.

Five departments have a Verification Rating of N/A. These departments have no systems classified as Fatal or Critical.

As of this reporting period, the Project Office has started performing internal verifications. Of the 52 completed fatal and critical systems, 22 have been verified.

1.5.2 Independent System Verification

With respect to the Year 2000 effort, Independent Verification and Validation (I V & V) is used to provide a higher level of confidence that information systems will continue to function in the Year 2000 and after. I V & V encompasses operating systems, hardware,

networks and application software.

Within the industry, I V & V of the Year 2000 effort may entail the examination of code, databases, control languages and interfaces. Typically, the code examination is accomplished through the use of sophisticated computer software that has the ability to detect failures in the code, job stream and/or interfaces that will prohibit the system from functioning properly after 1999. Other I V & V efforts may include remediation process review, test plan inspection and review, and verification of the self-reported project progress.

It is appropriate for the State of Colorado to complete independent verification and validation of Year 2000 activities as the final step in the due diligence process. This provides the State and its citizens with a high level of confidence that the State's systems have been remediated to the best of the State's ability and that they should accurately process information and provide critical services in the Year 2000.

The Project Office expects to finalize the I V & V process in March for implementation throughout calendar year 1999.

1.6 Conclusions

Slippage continues to be a major concern of the Project Office. In the December report, five projects slipped to a January completion date. Of these slipped projects only one project actually completed in January, three projects slipped another month and one project slipped 3 months (see section 1.3.2). **It is unacceptable for a department to report additional project slippage in the month the project is expected to complete.** The four slipped projects will be required to explain their slippage and their plans to recover the schedule at the next IMC meeting.

36% of projects scheduled to complete between August 1998 and January 1999 slipped their original project completion dates by an average 4.3 months. Based on this trend, it is possible that 8 of 22 fatal and critical projects currently scheduled to complete in June 1999 will slip their completion dates to the October/November 1999 timeframe. The Project Office intends to make these 22 projects the priority candidates for IV & V activity due to begin in March 1999.

Natural Resources became a major concern for the Project Office. The Department progress scores have been steadily declining and project end dates have been slipping. To date, the Department has not pursued offers of Project Office assistance. The Statewide Year 2000 Project Manager will contact the Executive Director to address these issues during the month of February.

Revenue continues to be a major concern for the Project Office for three reasons: ongoing slippage in the AARAPS project, addition of the income tax remediation project, and inability to reduce slippage on three fatal projects. The Project Office is working closely with the Department to address these issues.

The internal verification process is proceeding with twenty-two fatal or critical systems completing the process and twelve more ready to be verified. The verification documentation provided by the departments has been comprehensive.

Two new activities on the Year 2000 project horizon are the engagement of independent verification and validation and the evaluation of personal computer hardware and software for compliance.

Other than the concerns regarding project slippage, the Project Office believes the State's overall Year 2000 effort remains healthy.

2. Department Progress Information

2.1 Department Project and System Verification Status

This section provides a department by department progress rating as described on page 12 of the Project Office report entitled “Year 2000 Project Tracking & Reporting”. The scale is from 1 to 5 with 5 being the best possible score. As Table 2.1-1: *Interpretation of Progress Ratings* provides an explanation of each rating. The scoring system recognizes good planning, progress against plan tracking, and management of Year 2000 projects. Since the remaining timeline to complete the Year 2000 effort is short, the Project Office will lower a grade if the project is considered to be significantly behind schedule. The Project Office grades all active projects each month. Each department receives an overall progress rating computed by weighting each active project grade based upon project size.

Progress Rating	Interpretation of Rating
Five (5)	No problems or project performing to plan or ahead of schedule.
Four (4)	Project is not performing to plan. Project Management is aware of problems and problems are under active planned control.
Three (3)	Project is not performing to plan. Project Management is aware of problems and has a plan to address and resolve them.
Two (2)	Project is not performing to plan. Project Management is aware of problems but solutions are not yet defined or planned. Also, if the project is significantly behind schedule.
One (1)	Project is not performing to plan. Project Management is not aware of problems or their impact to project success. Also, if no project progress report is submitted.

Table 2.1-1: Interpretation of Progress Ratings

In addition to the progress rating for currently active departments, there is a Verification Rating for the fatal and critical systems that indicates the readiness of a department to complete their Year 2000 compliance process. Table 2.1-2: *Interpretation of Verification Ratings* provides an explanation of each rating. The scoring system recognizes a department's capability to meet their project plans and to ensure their fatal and critical systems are Year 2000 compliant.

The scoring is based on inventoried systems as opposed to projects in the Progress Rating. In many cases, a remediation project encompasses more than one system.

Verification Rating	Interpretation of Rating
Five (5)	All Fatal and Critical Impact systems are assigned to projects and are on time for completion and verification.
Four (4)	Between 0% and 10% of the Fatal and Critical systems have passed their completion date and are not ready for verification.
Three (3)	Between 11% and 20%, of the Fatal and Critical systems have passed their completion date and are not ready for verification.
Two (2)	Between 21% and 30%, of the Fatal and Critical systems have passed their completion date and are not ready for verification.
One (1)	More than 30% of the Fatal and Critical systems have passed their completion date and are not ready for verification or any fatal or critical impact system remains unassigned to a project.
Not Applicable	This Department does not have any fatal or critical systems in its inventory.

Table 2.1-2: Interpretation of Verification Ratings

The verification step ensures a Department's Year 2000 efforts can be clearly communicated and demonstrated to the various stakeholders affected and impacted by State government operations.

Verification begins when a department advises the Project Office that a system is deemed Year 2000 ready and verification documentation is available for review. The verification process is complete when the IMC Year 2000 Project Office inspects the Department's documentation and verifies that the documentation is as stipulated in their memo to the Project Office. A description of the verification process is available in the document: *Colorado Year 2000 System Verification Process* dated June 30, 1998.

The verification rating system is meant to measure three items:

1. That a department has made reasonable and responsible plans for all fatal and critical impact systems to be complete and available for verification. Planning is demonstrated by attaching a system to a project that has a scheduled end date.
2. That work on fatal and critical impact systems is proceeding to plan. This is demonstrated by timely completion of scheduled projects.
3. Department management has confidence in the outcome of the planned work and that such confidence is demonstrable to an impartial observer. This confidence is demonstrated by maintaining records of system remediation, testing and implementation efforts.

2.1.1 Agriculture

Dept of Agriculture	
Project Progress	
Progress Rating (5 pt. Scale):	Not Applicable
Number of Y2K Projects:	0
Number of Active Projects:	0
Number of Fatal/Critical Projects:	0
Number of Active Fatal/Critical Projects:	0
Number of Completed Projects:	Not Applicable
Completion Date of Final Fatal/Critical Project:	Not Applicable
Completion Date of Final Project:	Not Applicable
Fatal and Critical System Verification Progress	
Verification Rating (5 pt. Scale):	Not Applicable
Number of Systems:	0
Systems In Pre-Test Phase:	0
Systems in Testing Phase:	0
Systems Complete:	0
Systems Ready for Verification:	Not Applicable
Systems Verified:	Not Applicable

Comments

The inventory of thirty-eight items is low risk and marginal impact. There are no fatal or critical systems in Agriculture's inventory.

Issues and Concerns

None

2.1.2 Corrections

Dept of Corrections	
Project Progress	
Progress Rating (5 pt. Scale):	1
Number of Y2K Projects:	3
Number of Active Projects:	2
Number of Fatal/Critical Projects:	2
Number of Active Fatal/Critical Projects:	1
Number of Completed Projects:	1
Completion Date of Final Fatal/Critical Project:	02/1999
Completion Date of Final Project:	01/2000
Fatal and Critical System Verification Progress	
Verification Rating (5 pt. Scale):	1
Number of Systems:	8
Systems in Remediation:	1
Systems in Testing Phase:	4
Systems Complete:	1
Systems Ready for Verification:	2
Systems Verified:	0

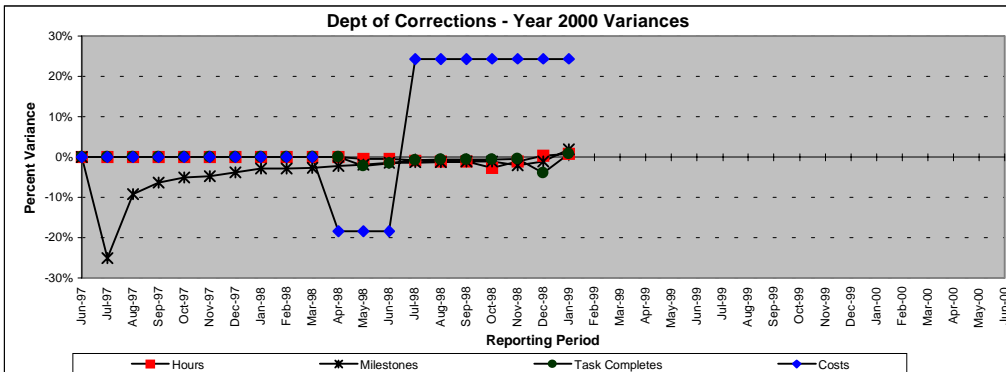
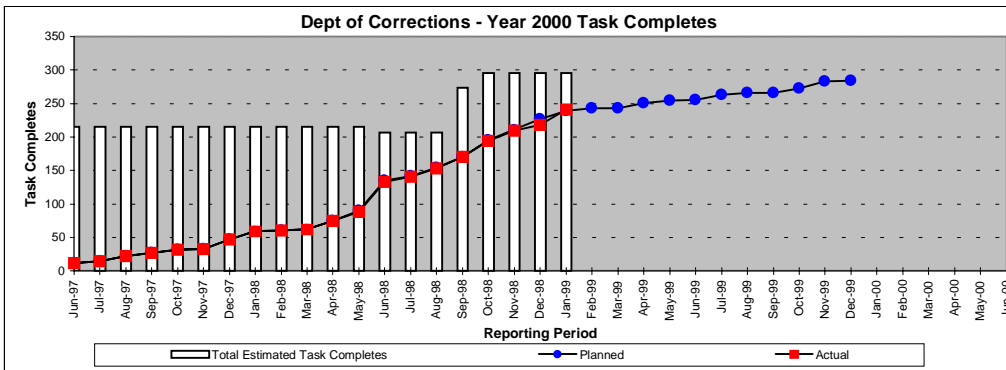
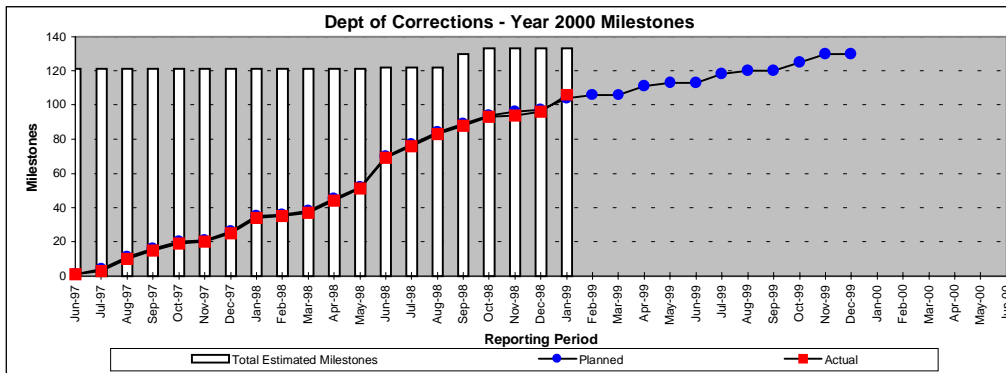
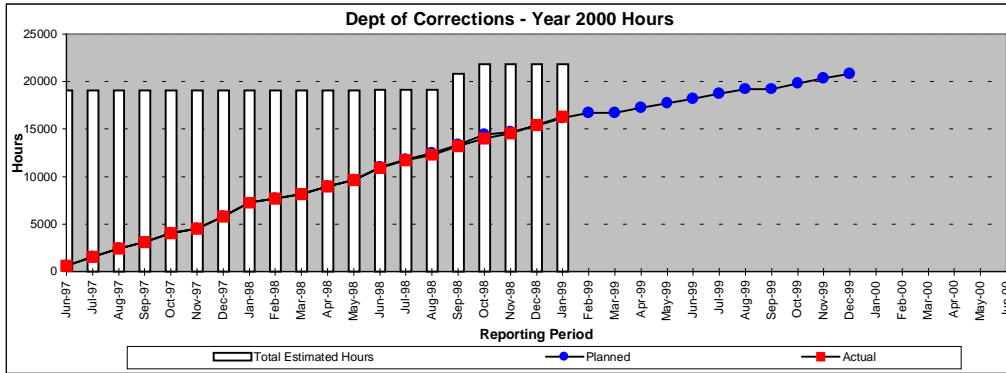
Comments

The Department has notified the Project Office that two systems are ready for verification. The Project Office has requested that the Department provide plans for final Year 2000 testing on two systems classified as completed and not requiring remediation.

Issues and Concerns

There are six fatal and critical systems that remain unplanned. The Project Office has repeatedly requested that these systems be planned for remediation and/or testing. As yet, the Department has failed to respond to the Project Office.

Reported data on the Pharmacy system indicates that they may not make their scheduled February 1999 date. Their original plan did not provide for an implementation date after January 1999, therefore their project variances are significant. The Department is confident that they will meet their February implementation date.



2.1.3 Education

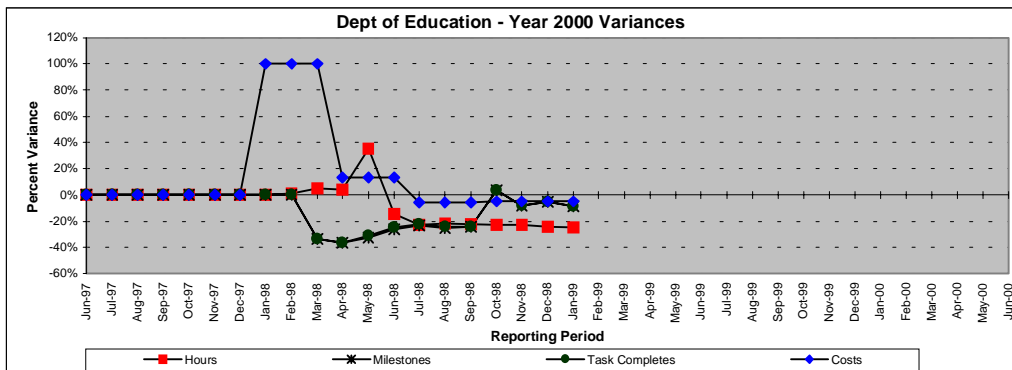
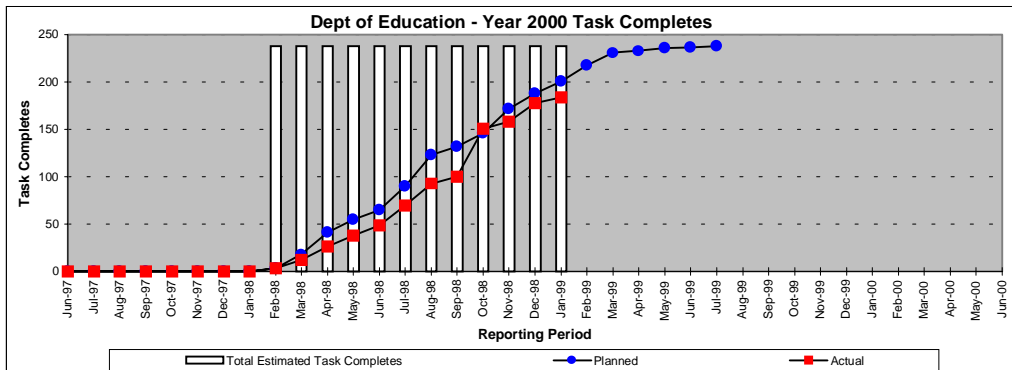
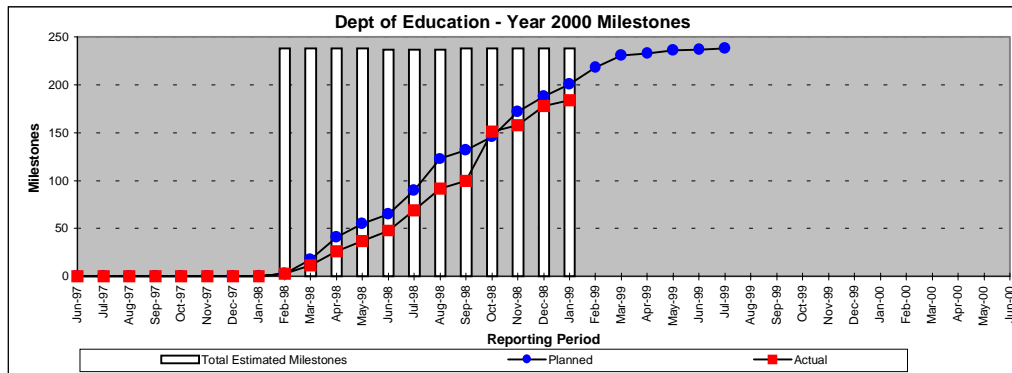
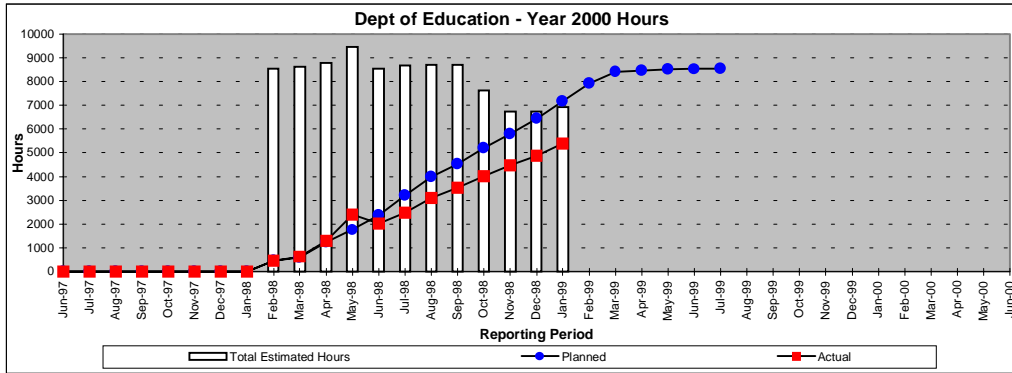
Dept of Education	
Project Progress	
Progress Rating (5 pt. Scale):	3.8
Number of Y2K Projects:	7
Number of Active Projects:	6
Number of Fatal/Critical Projects:	6
Number of Active Fatal/Critical Projects:	5
Number of Completed Projects:	1
Completion Date of Final Fatal/Critical Project:	05/1999
Completion Date of Final Project:	06/1999
Fatal and Critical System Verification Progress	
Verification Rating (5 pt. Scale):	4
Number of Systems:	20
Systems in Remediation:	2
Systems in Testing Phase:	14
Systems Complete:	1
Systems Ready for Verification:	0
Systems Verified:	3

Comments

The Department's Year 2000 efforts are proceeding very close to plan. The Project Office recently verified the documentation for three fatal/critical systems. The Department is being very diligent with their Year 2000 testing and documentation of results.

Issues and Concerns

During September 1998, the Department decided to delay the completion of two projects, Funding Systems and Student Systems. These two projects appear on the slippage chart in Section 1.3.2. Further test planning revealed that the level of integration with the Finance and Special Ed systems warrants implementing Funding and Student Year 2000 fixes in conjunction with Finance and Special Ed. The completion dates for these two projects were originally November 1998 and January 1999. The project slippage for these two projects is due to system dependencies rather than productivity problems.



2.1.4 Governor

Office of the Governor	
Project Progress	
Progress Rating (5 pt. Scale):	Not Applicable
Number of Y2K Projects:	0
Number of Active Projects:	0
Number of Fatal/Critical Projects:	0
Number of Active Fatal/Critical Projects:	0
Number of Completed Projects:	Not Applicable
Completion Date of Final Fatal/Critical Project:	Not Applicable
Completion Date of Final Project:	Not Applicable
Fatal and Critical System Verification Progress	
Verification Rating (5 pt. Scale):	Not Applicable
Number of Systems:	0
Systems In Pre-Test Phase:	0
Systems in Testing Phase:	0
Systems Complete:	0
Systems Ready for Verification:	Not Applicable
Systems Verified:	Not Applicable

Comments

The Office of the Governor has no Year 2000 issues and no fatal or critical systems in their inventory.

Issues and Concerns

None

2.1.5 Health Care Policy and Financing

Dept of Health Care Policy and Finance	
Project Progress	
Progress Rating (5 pt. Scale):	5.0
Number of Y2K Projects:	1
Number of Active Projects:	0
Number of Fatal/Critical Projects:	1
Number of Active Fatal/Critical Projects:	0
Number of Completed Projects:	0
Completion Date of Final Fatal/Critical Project:	03/1999
Completion Date of Final Project:	03/1999
Fatal and Critical System Verification Progress	
Verification Rating (5 pt. Scale):	5
Number of Systems:	1
Systems in Remediation:	0
Systems in Testing Phase:	1
Systems Complete:	0
Systems Ready for Verification:	0
Systems Verified:	0

Comments

The new Medicaid Management Information System outsourcing replaces the old systems and is vendor certified as Year 2000 compliant. Implementation was successful as planned in December 1998.

Issues and Concerns

The Department has informally advised the Project Office that they expect to be able to complete the Project Office verification process during FY1998-99Q3. HCFA will be meeting with the department in early March to conduct federally sponsored Independent Verification and Validation activity (IV & V).

2.1.6 Human Services

Dept of Human Services	
Project Progress	
Progress Rating (5 pt. Scale):	4.8
Number of Y2K Projects:	22
Number of Active Projects:	17
Number of Fatal/Critical Projects:	12
Number of Active Fatal/Critical Projects:	11
Number of Completed Projects:	3
Completion Date of Final Fatal/Critical Project:	06/1999
Completion Date of Final Project:	03/2000
Fatal and Critical System Verification Progress	
Verification Rating (5 pt. Scale):	4
Number of Systems:	17
Systems in Remediation:	1
Systems in Testing Phase:	15
Systems Complete:	1
Systems Ready for Verification:	0
Systems Verified:	0

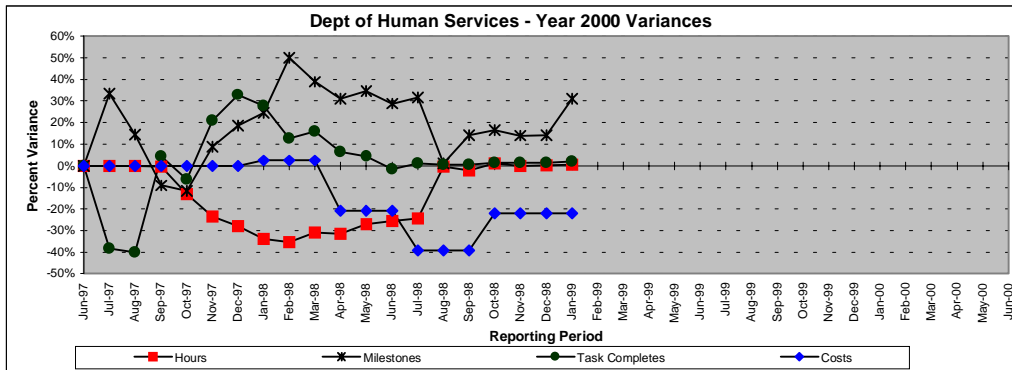
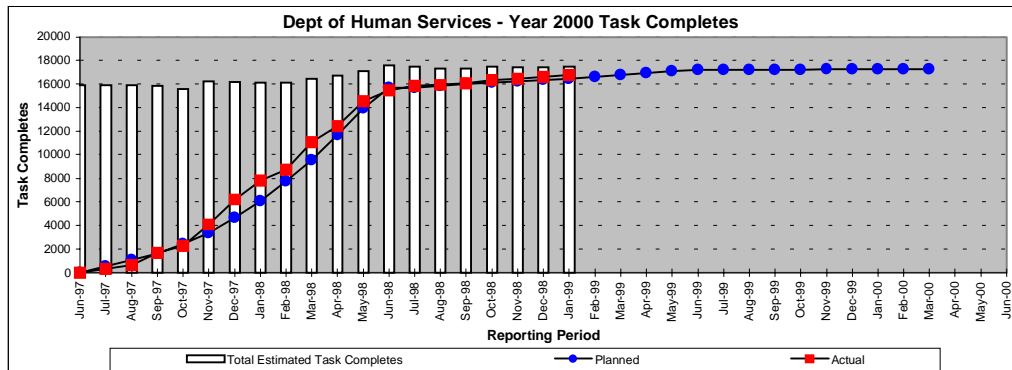
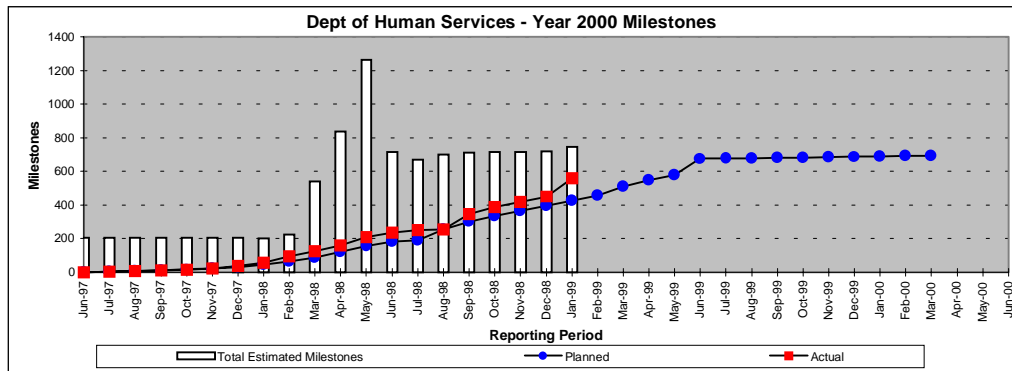
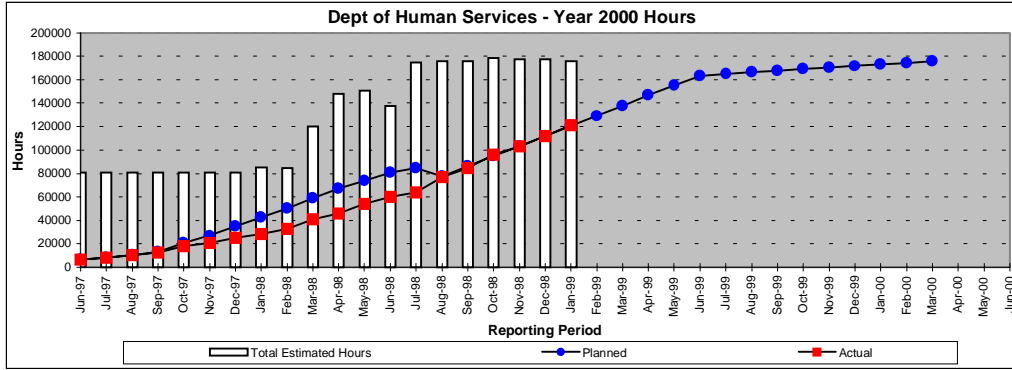
Comments

As of the January reporting period the department had 22 projects:

- 3 large projects (ACSES, COIN and CAFSS), representing 74% of the department's Year 2000 effort, are on schedule each with positive variance.
- 12 small projects, representing 20% of the Department's Year 2000 work, are on schedule each with positive variance. This includes the CAPS project that is on the Project Office monitoring list.
- 2 projects represent less than 2% of the department's work. These projects (Children Youth and Families and EBT) currently have negative performance variances larger than 15%.
- 3 projects representing 3.5% of the Department's work are complete. The Project Office expects to receive verification letters on these systems during February.
- 2 projects scheduled for post-implementation support are not scheduled to start until July 1999 and continue through March 2000.

Issues and Concerns

The Division of Youth Corrections system was scheduled to be replaced by the Children Youth and Families project contracted to Dynamics Research Corporation. The project has been delayed and the Division of Youth Corrections system will now require approximately 1600 person hours of contingency remediation. The department plans to complete the contingency remediation work prior to June 1999.



2.1.7 Judicial

Judicial Department	
Project Progress	
Progress Rating (5 pt. Scale):	3.2
Number of Y2K Projects:	4
Number of Active Projects:	2
Number of Fatal/Critical Projects:	4
Number of Active Fatal/Critical Projects:	2
Number of Completed Projects:	1
Completion Date of Final Fatal/Critical Project:	04/1999
Completion Date of Final Project:	04/1999
Fatal and Critical System Verification Progress	
Verification Rating (5 pt. Scale):	4
Number of Systems:	11
Systems in Remediation:	0
Systems in Testing Phase:	9
Systems Complete:	1
Systems Ready for Verification:	1
Systems Verified:	0

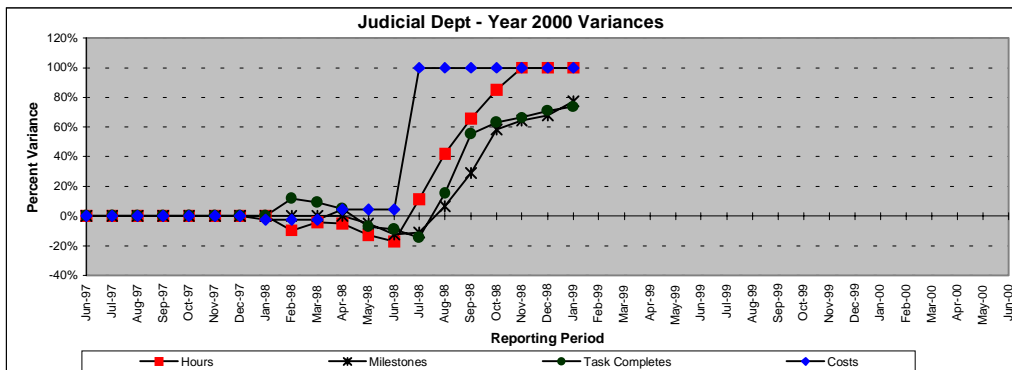
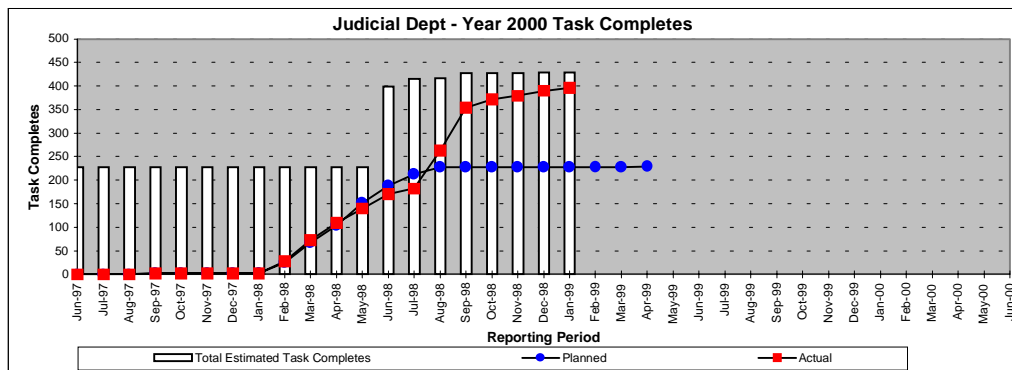
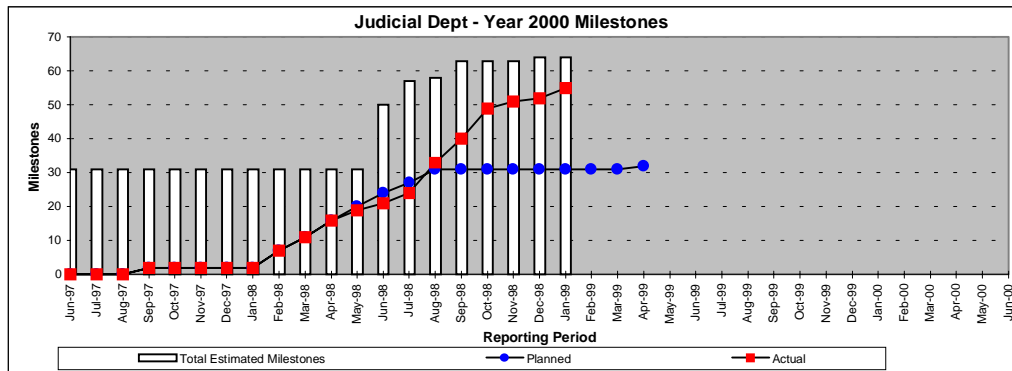
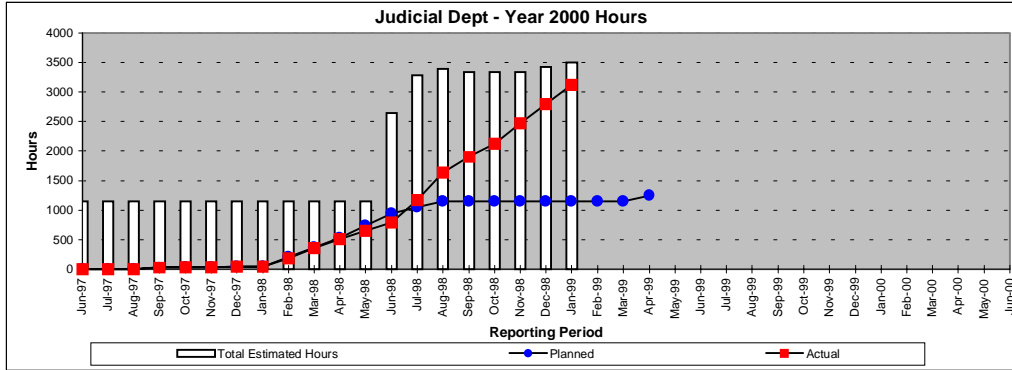
Comments

Verification of all fatal and critical systems is planned to occur by April 1999. The compliant version of the Alimony and Support (ANS) system was implemented on January 16, 1999. The current Jury Management system (JMS) is scheduled for completion of remediation and testing by the end of February 1999. The new Jury Management system development effort is on schedule; however, if delays do occur the Department is prepared to implement the Year 2000 fixes that have been made to the current system. The remediation of the current JMS is for contingency planning purposes.

In December, the Project Office received notification to verify the ICON system. A verification meeting was held on January 8, 1999. The Project Office was satisfied, with one exception, with the verification documentation provided by the Department. One concern existed regarding Leap Year testing and the Department agreed to run an additional test prior to final verification sign-off. Final verification sign-off is expected in February.

Issues and Concerns

The ANS, JMS and SYS projects appear on the Slippage chart in Section 1.3.2. ANS is now complete and will be removed from the chart in February. SYS is a small project including utilities needed by JMS. The work on SYS is complete except for the implementation phase, which will coincide with the JMS implementation currently scheduled for February.



2.1.8 Labor and Employment

Dept of Labor and Employment	
Project Progress	
Progress Rating (5 pt. Scale):	4.5
Number of Y2K Projects:	49
Number of Active Projects:	8
Number of Fatal/Critical Projects:	23
Number of Active Fatal/Critical Projects:	3
Number of Completed Projects:	41
Completion Date of Final Fatal/Critical Project:	03/1999
Completion Date of Final Project:	12/1999
Fatal and Critical System Verification Progress	
Verification Rating (5 pt. Scale):	4
Number of Systems:	31
Systems in Remediation:	0
Systems in Testing Phase:	11
Systems Complete:	0
Systems Ready for Verification:	3
Systems Verified:	17

Comments

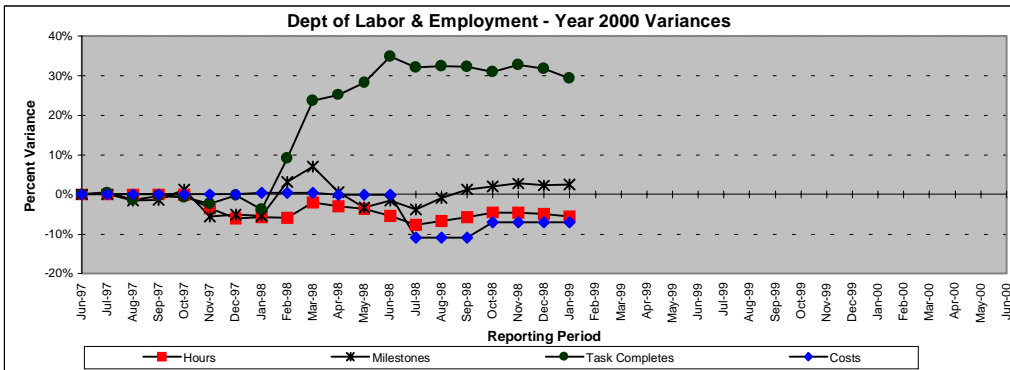
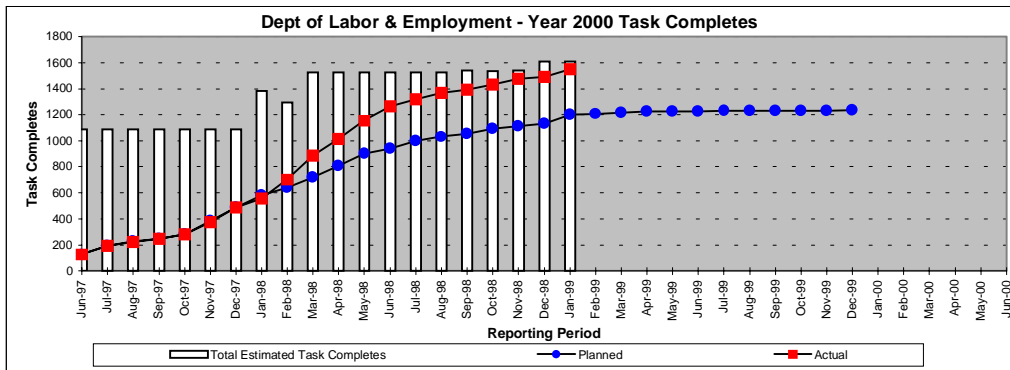
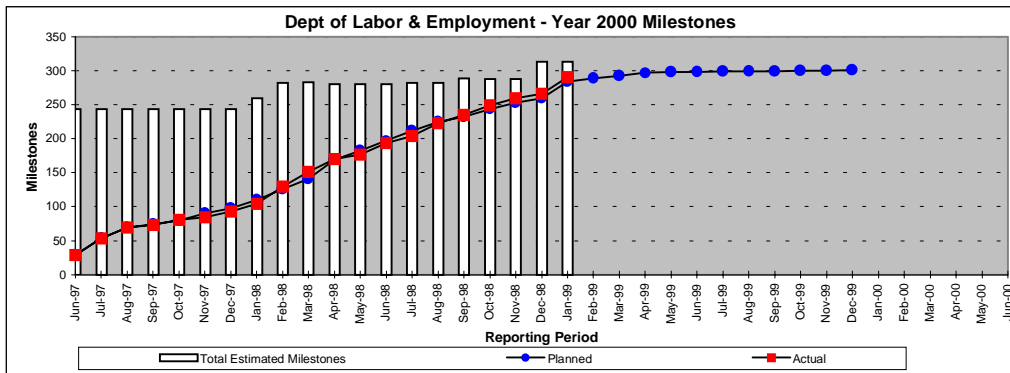
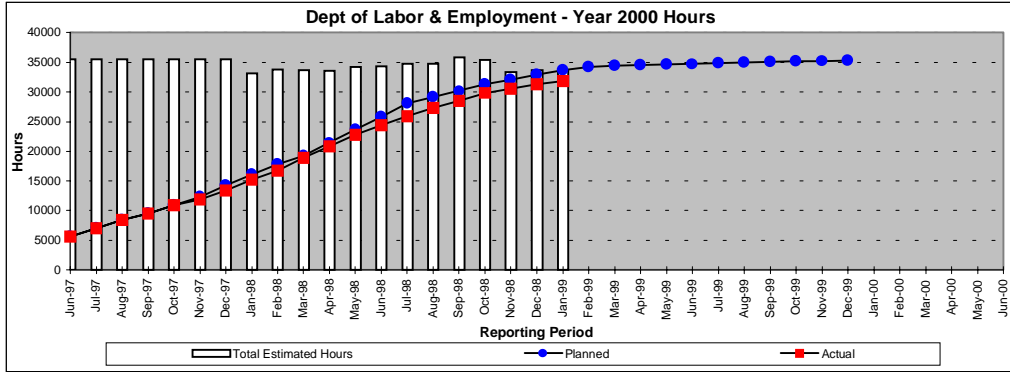
Eighty percent of the Year 2000 effort for the department is within the Unemployment Benefits system (CUBS) and the Unemployment Tax system (CATS). These two projects are currently scheduled to complete in February 1999.

The Project Office performed internal verification of twenty fatal or critical systems at Labor. Seventeen of the systems were approved as verified and the 3 remaining systems are gathering some missing test results and will be re-verified in the near future.

Issues and Concerns

The CATS project was originally planned to complete in December 1998. Scheduling conflicts with testing resources has caused this project to delay until February 1999.

The Workers' Compensation project had an additional month of slippage and is now scheduled for completion in March 1999. This is more of an issue than a concern, since the project has only 98 hours of effort estimated to complete and there is a possibility that the project can be completed by the end of February.



2.1.9 Law

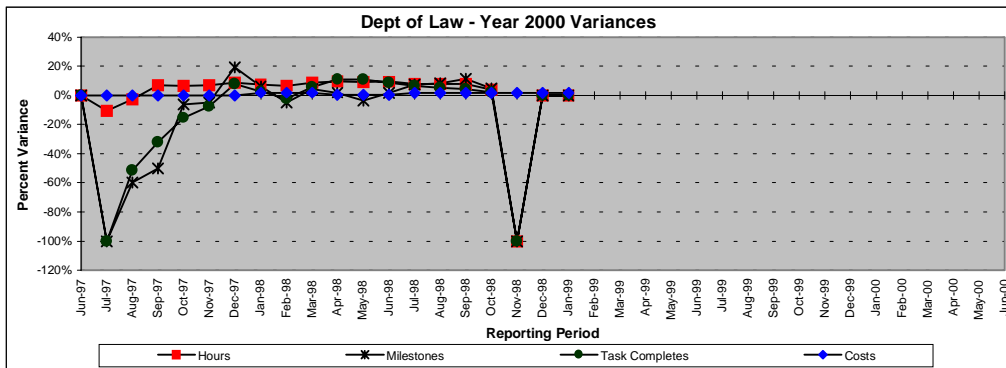
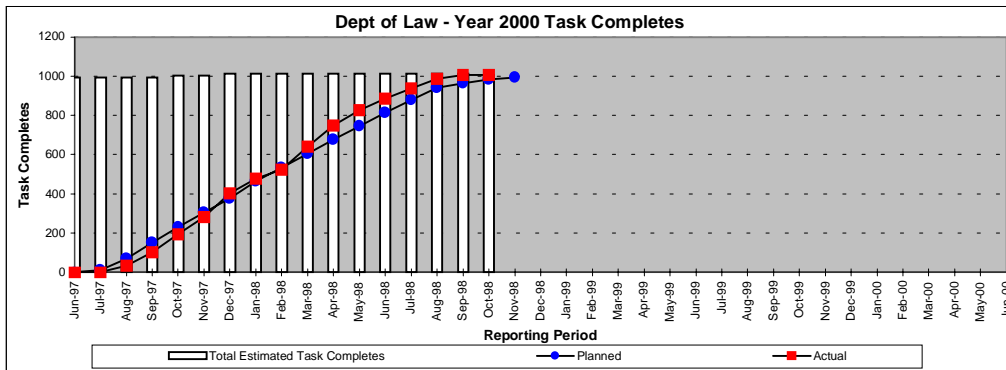
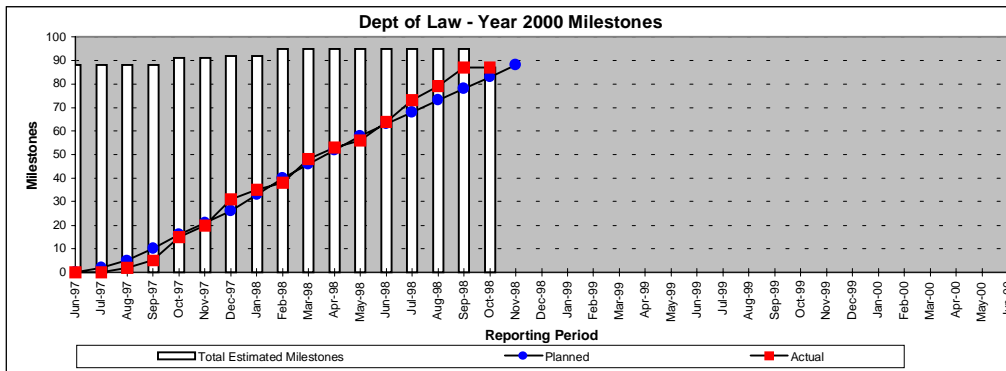
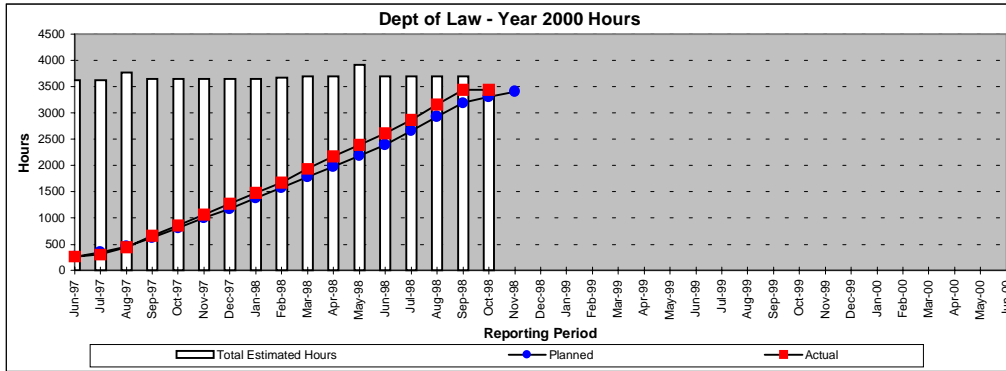
Dept of Law	
Project Progress	
Progress Rating (5 pt. Scale):	5.0
Number of Y2K Projects:	1
Number of Active Projects:	0
Number of Fatal/Critical Projects:	1
Number of Active Fatal/Critical Projects:	0
Number of Completed Projects:	1
Completion Date of Final Fatal/Critical Project:	10/1998
Completion Date of Final Project:	10/1998
Fatal and Critical System Verification Progress	
Verification Rating (5 pt. Scale):	1
Number of Systems:	3
Systems in Remediation:	0
Systems in Testing Phase:	0
Systems Complete:	1
Systems Ready for Verification:	0
Systems Verified:	2

Comments

The Department has completed their remediation and testing activities and submitted verification letters for two of their information technology systems. Verification for these two systems was successfully completed. The department is in the process of testing vendor compliance for their LAN. As soon as the LAN testing is complete, their verification grade will be raised.

Issues and Concerns

None.



2.1.10 Legislature

Office of the Legislature	
Project Progress	
Progress Rating (5 pt. Scale):	Not Applicable
Number of Y2K Projects:	0
Number of Active Projects:	0
Number of Fatal/Critical Projects:	0
Number of Active Fatal/Critical Projects:	0
Number of Completed Projects:	Not Applicable
Completion Date of Final Fatal/Critical Project:	Not Applicable
Completion Date of Final Project:	Not Applicable
Fatal and Critical System Verification Progress	
Verification Rating (5 pt. Scale):	Not Applicable
Number of Systems:	0
Systems In Pre-Test Phase:	0
Systems in Testing Phase:	0
Systems Complete:	0
Systems Ready for Verification:	Not Applicable
Systems Verified:	Not Applicable

Comments

Commercial software packages (Microsoft, WordPerfect Suite V8, Corel) are awaiting vendor upgrade to a compliant version and subsequent vendor certification. One vendor application (ADMS) from IBM that historically produced bills (legislation) has been retired. All day-to-day ADMS activity was migrated from the host to a compliant microcomputer network in January/February 1998. The few remaining historical files are planned to migrate to the microcomputer network prior to July 1999.

Issues and Concerns

None

2.1.11 Local Affairs

Dept of Local Affairs	
Project Progress	
Progress Rating (5 pt. Scale):	5.0
Number of Y2K Projects:	1
Number of Active Projects:	0
Number of Fatal/Critical Projects:	0
Number of Active Fatal/Critical Projects:	0
Number of Completed Projects:	1
Completion Date of Final Fatal/Critical Project:	Not Applicable
Completion Date of Final Project:	06/1997
Fatal and Critical System Verification Progress	
Verification Rating (5 pt. Scale):	Not Applicable
Number of Systems:	0
Systems In Pre-Test Phase:	0
Systems in Testing Phase:	0
Systems Complete:	0
Systems Ready for Verification:	Not Applicable
Systems Verified:	Not Applicable

Comments

The Department of Local Affairs has submitted verification letters to the Year 2000 Project Office for fifty-two non-fatal and non-critical systems. The department is complete.

Issues and Concerns

None

2.1.12 Military Affairs

Dept of Military Affairs	
Project Progress	
Progress Rating (5 pt. Scale):	1.0*
Number of Y2K Projects:	1
Number of Active Projects:	Unknown
Number of Fatal/Critical Projects:	1
Number of Active Fatal/Critical Projects:	0
Number of Completed Projects:	0
Completion Date of Final Fatal/Critical Project:	Not Applicable
Completion Date of Final Project:	Unknown
Fatal and Critical System Verification Progress	
Verification Rating (5 pt. Scale):	1
Number of Systems:	2
Systems In Pre-Test Phase:	1
Systems in Testing Phase:	1
Systems Complete:	0
Systems Ready for Verification:	0
Systems Verified:	0

Comments

Military Affairs has identified one system, voice mail, that requires renovation, the other system only requires testing. The current plan is to switch telephone service to the Buckley ANG switch. The Department has told the Project Office that they are working with Buckley to arrive at a conclusion on the viability of their being included in the Buckley telephone system. Resolution of this is dependent on reaching an agreement with Buckley. The Project Office will continue to engage the Department to mitigate potential risk of loss of phone service.

*** No plan has been submitted for the voice mail system, resulting in a rating of 1.**

Issues and Concerns

The Department needs to determine the amount of time it will take to procure and install a new switch. Should Buckley not be able to complete the work to enable Military Affairs to be part of their telephone system, a contingency plan needs to be developed to implement in ample time to install prior to June 1999. The Department has repeatedly avoided supplying the Project Office with plans for their non-compliant fatal and critical systems. Two systems, an energy management system and a telephone system including voice mail, still require plans to be submitted to the Project Office. The Project Office is concerned that there may be a lack of hardware availability to ensure a June 1999 installation.

2.1.13 Natural Resources

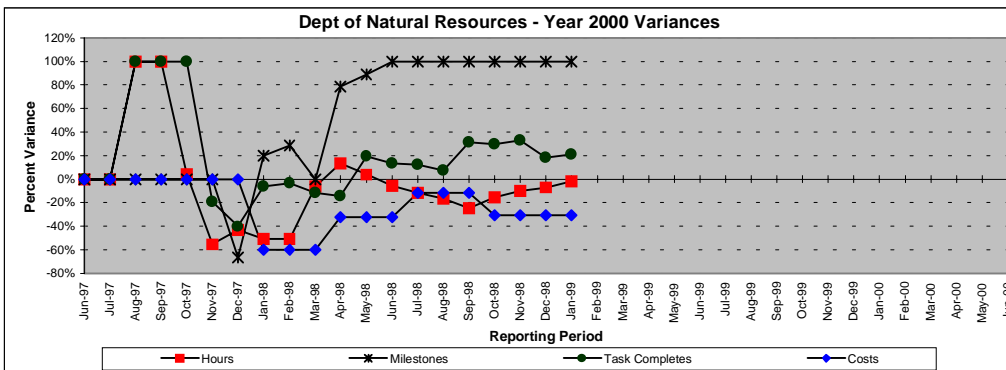
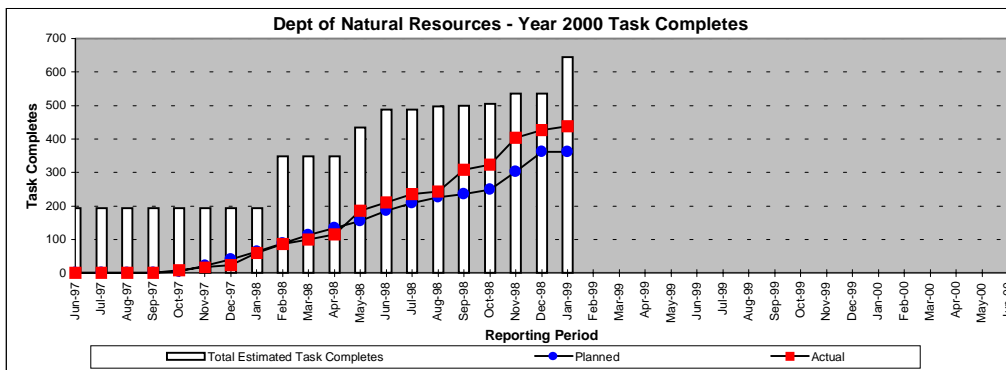
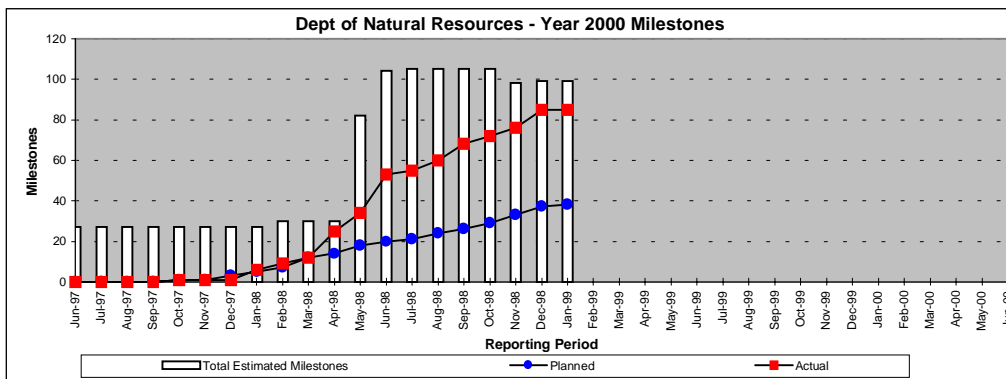
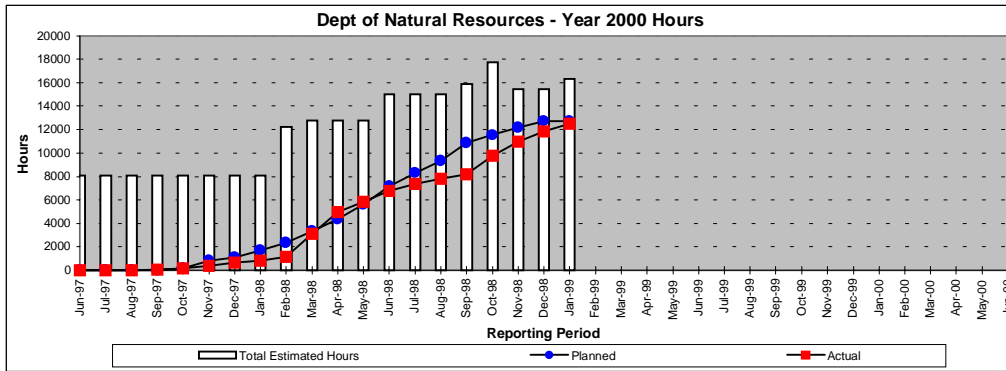
Dept of Natural Resources	
Project Progress	
Progress Rating (5 pt. Scale):	2.6
Number of Y2K Projects:	3
Number of Active Projects:	2
Number of Fatal/Critical Projects:	3
Number of Active Fatal/Critical Projects:	2
Number of Completed Projects:	0
Completion Date of Final Fatal/Critical Project:	05/1999
Completion Date of Final Project:	05/1999
Fatal and Critical System Verification Progress	
Verification Rating (5 pt. Scale):	1
Number of Systems:	3
Systems in Remediation:	1
Systems in Testing Phase:	1
Systems Complete:	1
Systems Ready for Verification:	0
Systems Verified:	0

Comments

The SLIMS contingency effort encountered problems during testing. The revised plan based on scarce internal resources anticipates an April 1999 completion. Based on progress, as of the publication date, the project manager is confident of meeting the new schedule.

Issues and Concerns

COGIMS continues to project a May 1999 completion. The current estimate to complete requires the project be staffed to 8+ personnel (1000 + hours per month) to make this schedule. The project is currently staffed at 3-5 individuals. The project management team plans to reduce project scope in such a way that exceeds the functionality of the existing COGIMS system. The resulting project scope will allow the team to meet both schedule and budget constraints while replacing the Year 2000 affected system.



2.1.14 Personnel

Due to the diversity of the Personnel Department, the IMC Year 2000 Project Office has divided this department into three separate reporting entities: Application Services, Data Center and Communications Services. The composite score for the Department is 4.7.

2.1.14.1 Application Services

Dept of Personnel - Application Services	
Project Progress	
Progress Rating (5 pt. Scale):	5.0
Number of Y2K Projects:	17
Number of Active Projects:	6
Number of Fatal/Critical Projects:	5
Number of Active Fatal/Critical Projects:	4
Number of Completed Projects:	8
Completion Date of Final Fatal/Critical Project:	05/1999
Completion Date of Final Project:	06/1999
Fatal and Critical System Verification Progress	
Verification Rating (5 pt. Scale):	5
Number of Systems:	4
Systems in Remediation:	0
Systems in Testing Phase:	4
Systems Complete:	0
Systems Ready for Verification:	0
Systems Verified:	0

Comments

As of the date of this report, COFRS successfully implemented their Year 2000 compliant system in February 1999.

The COFRS system is the largest of the thirteen Year 2000 projects for this area. Four systems are behind schedule due to personnel leaving the project. With a shortage of personnel, the department chose to focus on the most critical application, the COFRS implementation. The Department believes that they will recover their schedule now that COFRS has finished its implementation.

Issues and Concerns

There are four systems that are behind schedule: INFOPAC, Benefits, Payroll and Fleet management. INFOPAC will be restarted in February. With the exception of Fleet management, the department anticipates that they will complete Benefits and Payroll on schedule in March 1999. Fleet management (a manageable risk system) will complete in April 1999. Each of these systems is lacking final Year 2000 testing.

2.1.14.2 Data Center

Department of Personnel - Data Center	
Project Progress	
Progress Rating (5 pt. Scale):	4.1
Number of Y2K Projects:	2
Number of Active Projects:	2
Number of Fatal/Critical Projects:	1
Number of Active Fatal/Critical Projects:	1
Number of Completed Projects:	0
Completion Date of Final Fatal/Critical Project:	3/1999
Completion Date of Final Project:	6/2000
Fatal and Critical System Verification Progress	
Verification Rating (5 pt. Scale):	5
Number of Systems:	4
Systems in Remediation:	1
Systems in Testing Phase:	3
Systems Complete:	0
Systems Ready for Verification:	0
Systems Verified:	0

Comments

The Data Center has focused their resources on completing their fatal project. Their grade is reflective of the grade of 5 (meets or exceeds plan) for the fatal project and a 3 on the non-fatal project. As a result of the focus on the fatal project, the non-fatal remediation and testing project has slipped. It is anticipated that this progress deficit will be made up after the March 1999 completion of the fatal project.

Issues and Concerns

None.

2.1.14.3 Communications Services

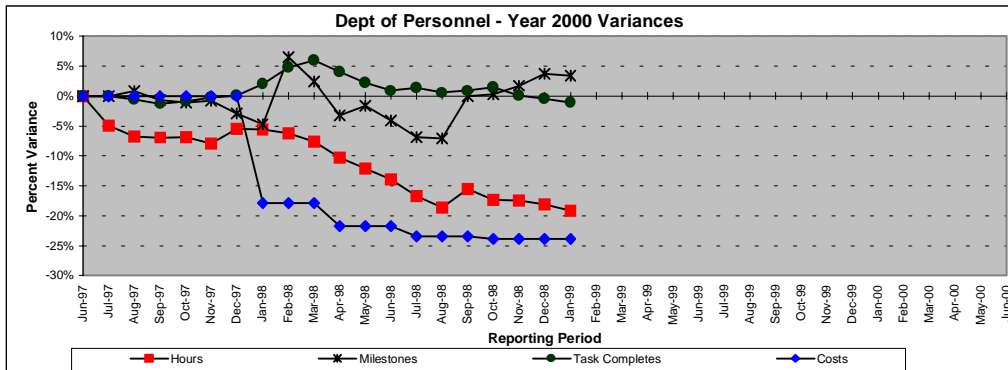
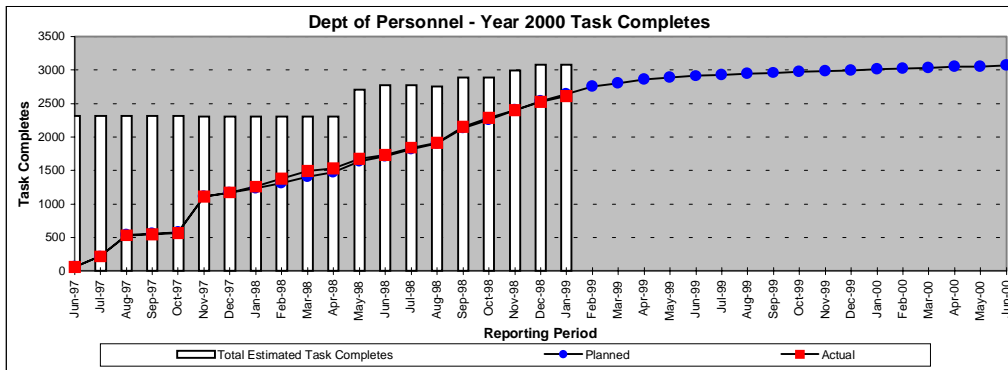
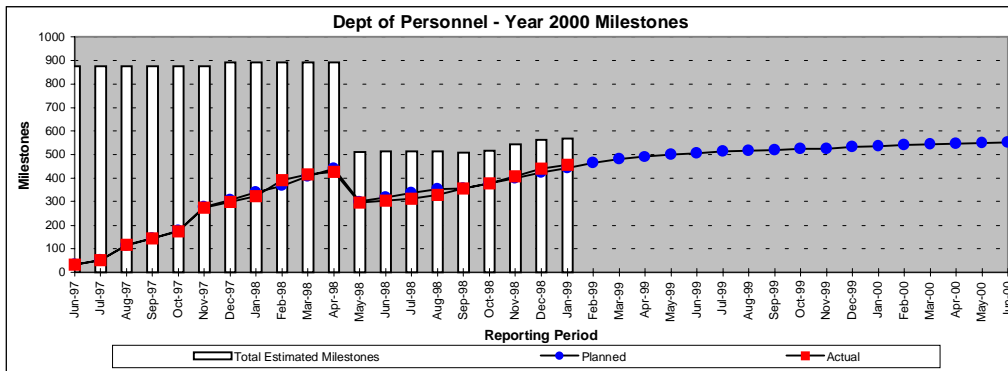
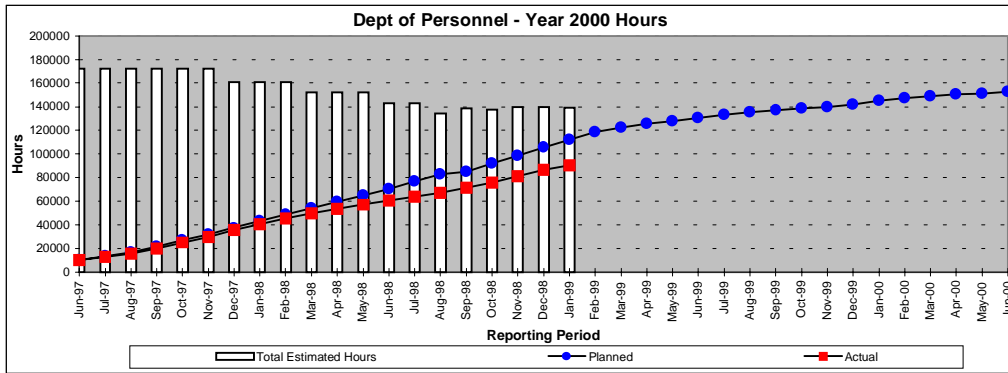
Dept. of Personnel - Communications Services	
Project Progress	
Progress Rating (5 pt. Scale):	3.6
Number of Y2K Projects:	2
Number of Active Projects:	1
Number of Fatal/Critical Projects:	1
Number of Active Fatal/Critical Projects:	1
Number of Completed Projects:	0
Completion Date of Final Fatal/Critical Project:	06/1999
Completion Date of Final Project:	05/1999
Fatal and Critical System Verification Progress	
Verification Rating (5 pt. Scale):	5
Number of Systems:	13
Systems in Remediation:	4
Systems in Testing Phase:	9
Systems Complete:	1
Systems Ready for Verification:	0
Systems Verified:	0

Comments

Communications Services has developed two projects for their Year 2000 efforts, one fatal and one non fatal project. Their fatal project consists of replacement of telephone systems and switches that are non-compliant. Their fatal project is progressing on plan, however their non-fatal project has been delayed. Communications Services is focusing more effort on this activity and will resume activity in February 1999.

Issues and Concerns

None.



2.1.15 Public Defender

Dept of Public Defender	
Project Progress	
Progress Rating (5 pt. Scale):	Not Applicable
Number of Y2K Projects:	0
Number of Active Projects:	0
Number of Fatal/Critical Projects:	0
Number of Active Fatal/Critical Projects:	0
Number of Completed Projects:	Not Applicable
Completion Date of Final Fatal/Critical Project:	Not Applicable
Completion Date of Final Project:	Not Applicable
Fatal and Critical System Verification Progress	
Verification Rating (5 pt. Scale):	Not Applicable
Number of Systems:	0
Systems In Pre-Test Phase:	0
Systems in Testing Phase:	0
Systems Complete:	0
Systems Ready for Verification:	Not Applicable
Systems Verified:	0

Comments

Ten vendor-supplied software applications (Microsoft Office, Novell) were upgraded on schedule in December 1998. The CASE Management system was developed in-house and written to be Year 2000 compliant. This application is in the process of being rewritten and migrated to Access 7.0 as part of regular planned maintenance. There are no systems considered to have fatal or critical impact on department operations.

Issues and Concerns

None.

2.1.16 Public Health and Environment

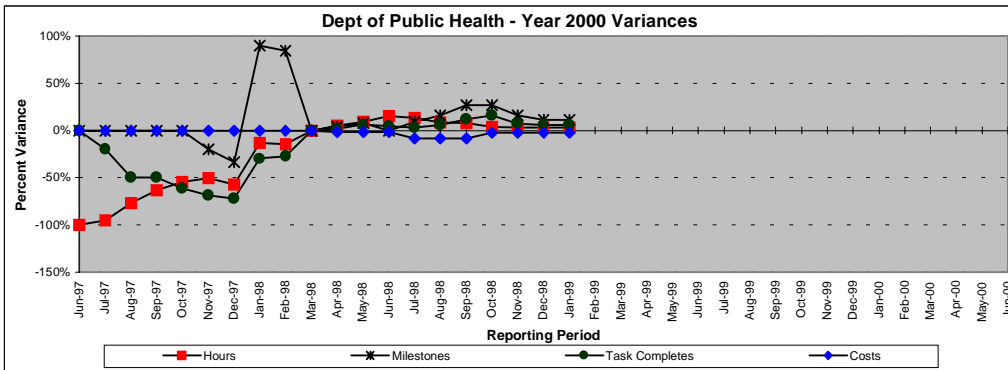
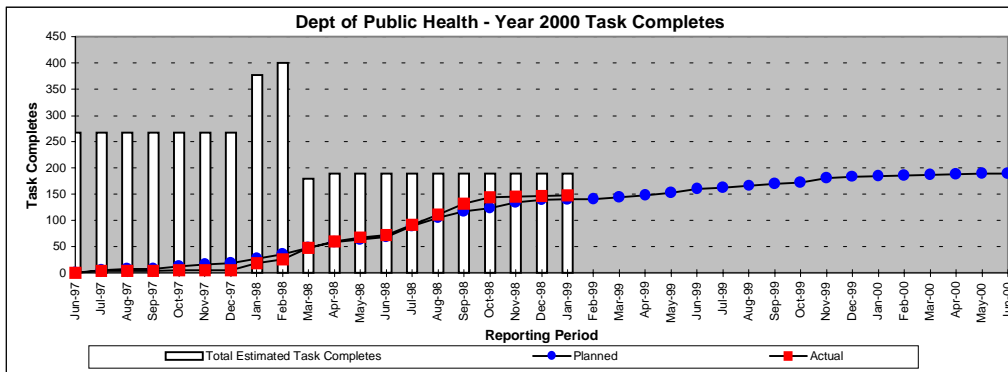
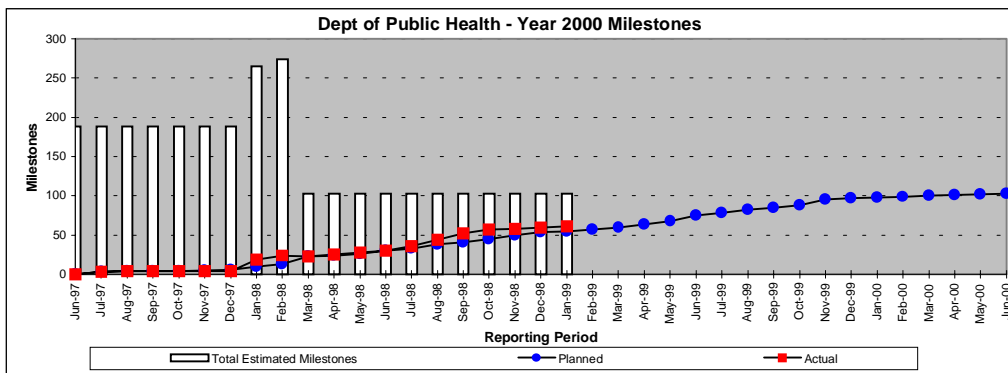
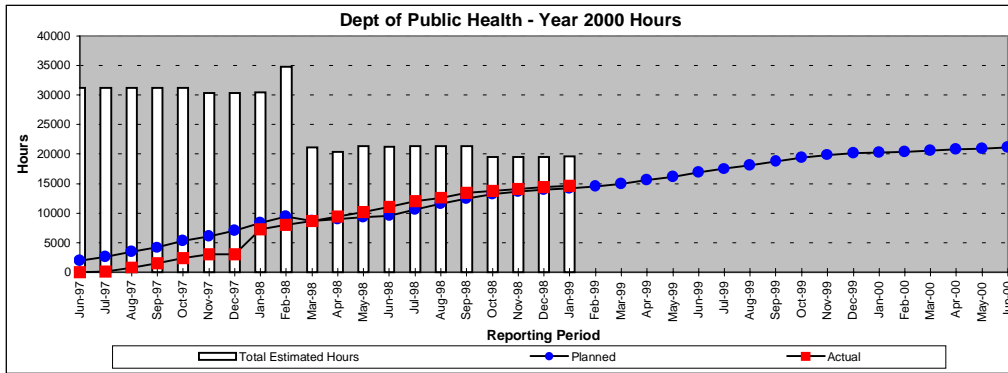
Dept of Public Health and Environment	
Project Progress	
Progress Rating (5 pt. Scale):	5.0
Number of Y2K Projects:	12
Number of Active Projects:	8
Number of Fatal/Critical Projects:	7
Number of Active Fatal/Critical Projects:	4
Number of Completed Projects:	2
Completion Date of Final Fatal/Critical Project:	06/1999
Completion Date of Final Project:	06/2000
Fatal and Critical System Verification Progress	
Verification Rating (5 pt. Scale):	4
Number of Systems:	15
Systems in Remediation:	10
Systems in Testing Phase:	2
Systems Complete:	3
Systems Ready for Verification:	0
Systems Verified:	0

Comments

The Department's Year 2000 activities continue to track near to plan. Three fatal or critical systems are complete and the Project Office expects to receive notification to verify these in February.

Issues and Concerns

None.



2.1.17 Public Safety

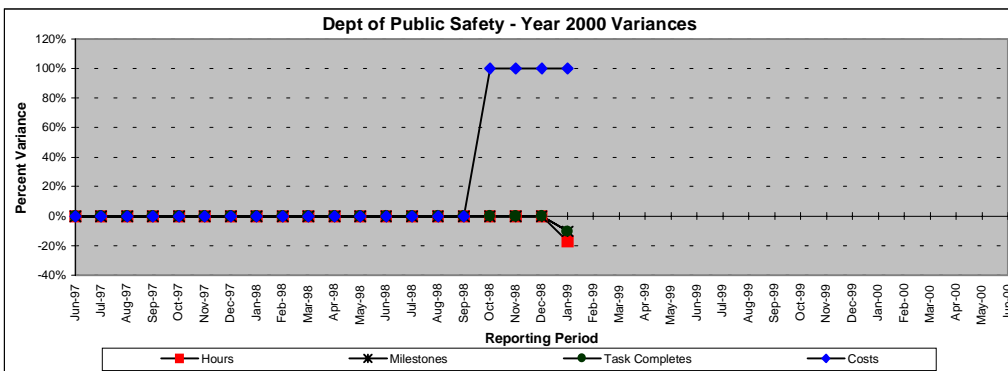
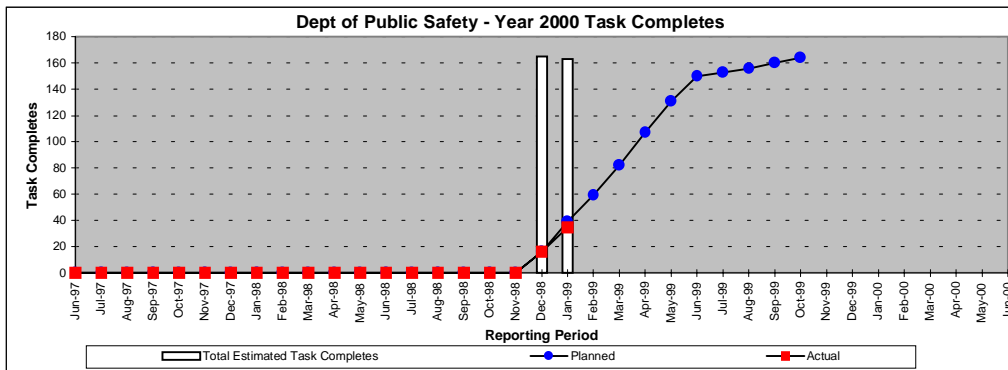
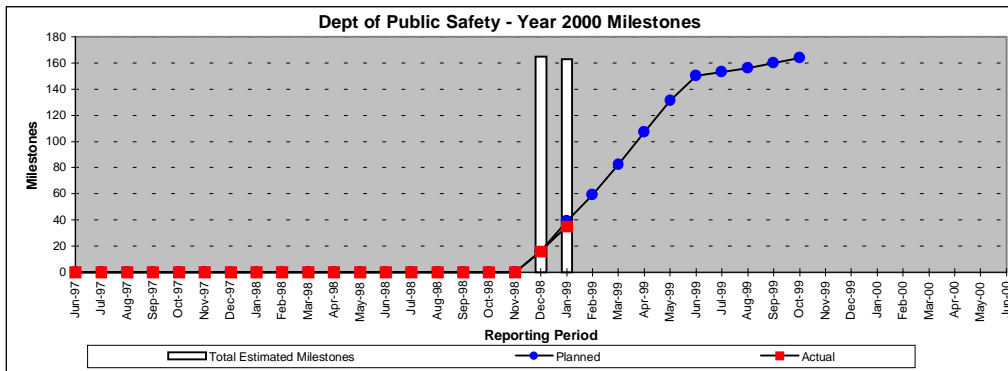
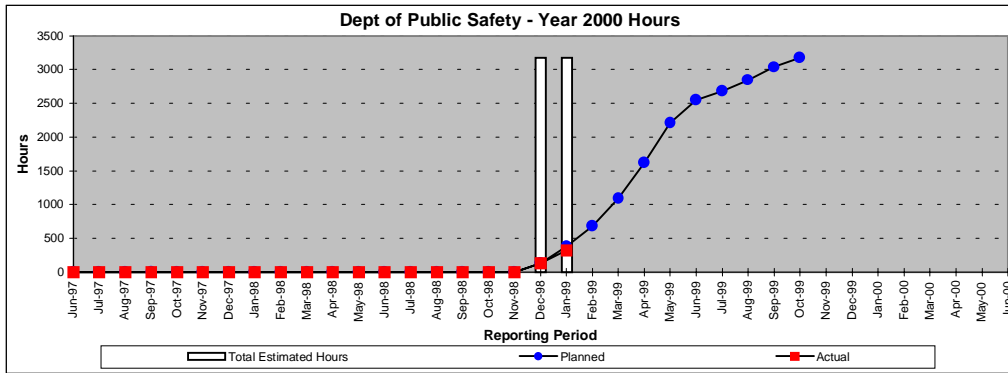
Dept of Public Safety	
Project Progress	
Progress Rating (5 pt. Scale):	4.5
Number of Y2K Projects:	11
Number of Active Projects:	10
Number of Fatal/Critical Projects:	1
Number of Active Fatal/Critical Projects:	1
Number of Completed Projects:	0
Completion Date of Final Fatal/Critical Project:	06/1999
Completion Date of Final Project:	10/1999
Fatal and Critical System Verification Progress	
Verification Rating (5 pt. Scale):	1
Number of Systems:	2
Systems in Remediation:	0
Systems in Testing Phase:	2
Systems Complete:	0
Systems Ready for Verification:	0
Systems Verified:	0

Comments

Eight of ten critical projects are progressing on plan. Two projects did not show significant progress for January. The critical system, CCIC - Digital Imaging of Fingerprints, did not have any scheduled work performed on it in January. The Department doesn't foresee any problems with recovering their schedule.

Issues and Concerns

The Project Office is concerned if progress continues to slip on the CCIC project. The Department has been upgrading their database prior to making their Year 2000 changes.



2.1.18 Regulatory Agencies

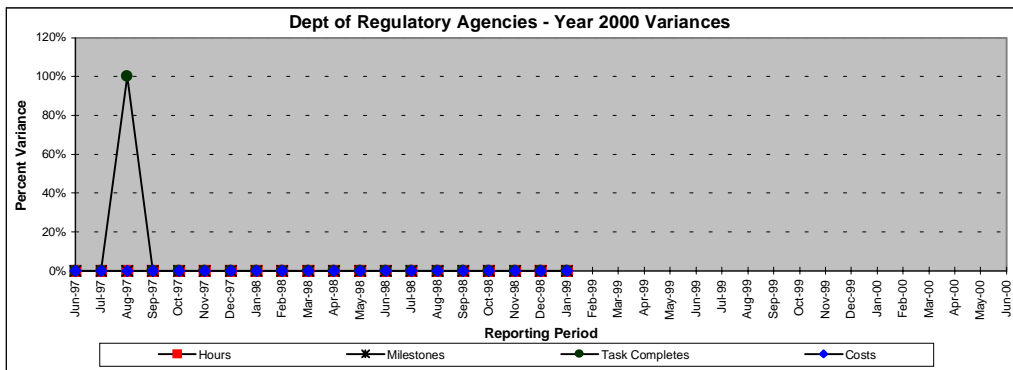
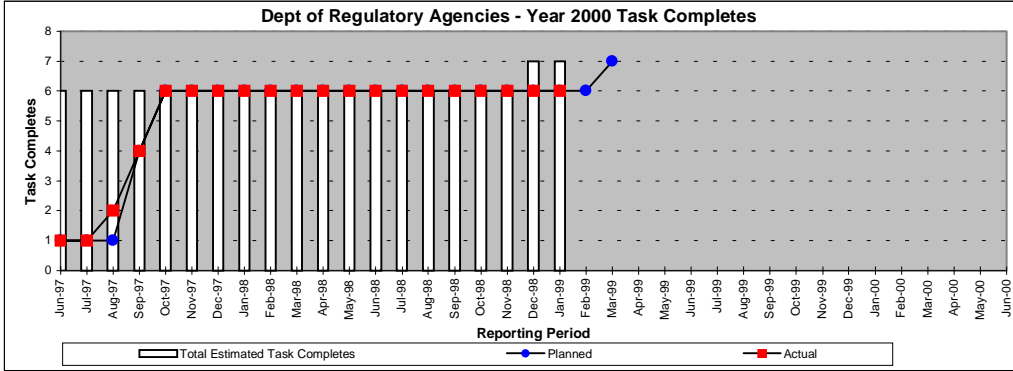
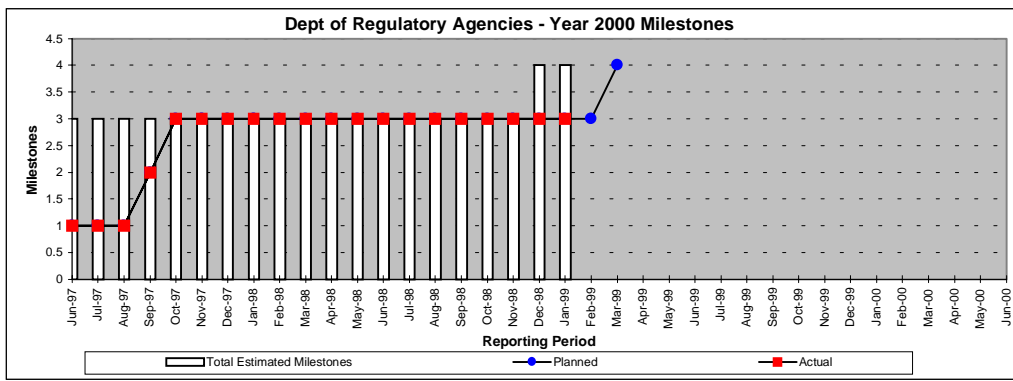
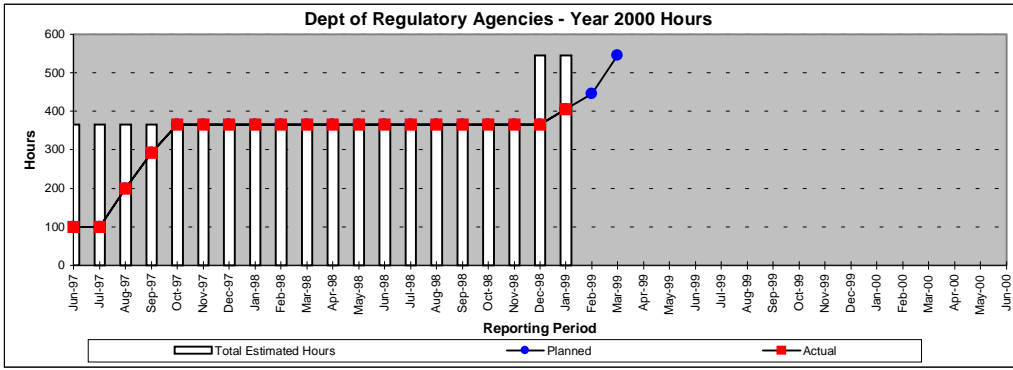
Dept of Regulatory Agencies	
Project Progress	
Progress Rating (5 pt. Scale):	5.0
Number of Y2K Projects:	4
Number of Active Projects:	1
Number of Fatal/Critical Projects:	1
Number of Active Fatal/Critical Projects:	1
Number of Completed Projects:	3
Completion Date of Final Fatal/Critical Project:	03/1999
Completion Date of Final Project:	03/1999
Fatal and Critical System Verification Progress	
Verification Rating (5 pt. Scale):	5
Number of Systems:	5
Systems in Remediation:	0
Systems in Testing Phase:	0
Systems Complete:	5
Systems Ready for Verification:	0
Systems Verified:	0

Comments

The Department completed its Year 2000 corrections in October of 1997. However, there are 5 fatal or critical systems that need to be verified by the Project Office. The Department is working to gather the documentation required for verification and plans to complete the verification process by March 1999.

Issues and Concerns

None.



2.1.19 Revenue

Dept of Revenue	
Project Progress	
Progress Rating (5 pt. Scale):	4.0
Number of Y2K Projects:	12
Number of Active Projects:	11
Number of Fatal/Critical Projects:	8
Number of Active Fatal/Critical Projects:	7
Number of Completed Projects:	1
Completion Date of Final Fatal/Critical Project:	10/1999
Completion Date of Final Project:	10/1999
Fatal and Critical System Verification Progress	
Verification Rating (5 pt. Scale):	4
Number of Systems:	23
Systems in Remediation:	13
Systems in Testing Phase:	9
Systems Complete:	1
Systems Ready for Verification:	0
Systems Verified:	0

Comments

The Lottery Division project continues to show progress. Division management and the project manager continue to be confident of a successful June 1999 completion. Major Tax and RAS avoided further slippage this month. However, they did not recover previous slippage in schedule.

Issues and Concerns

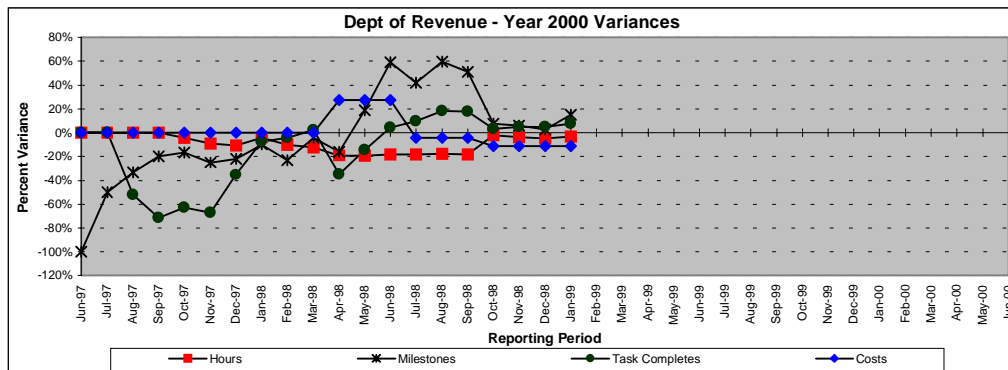
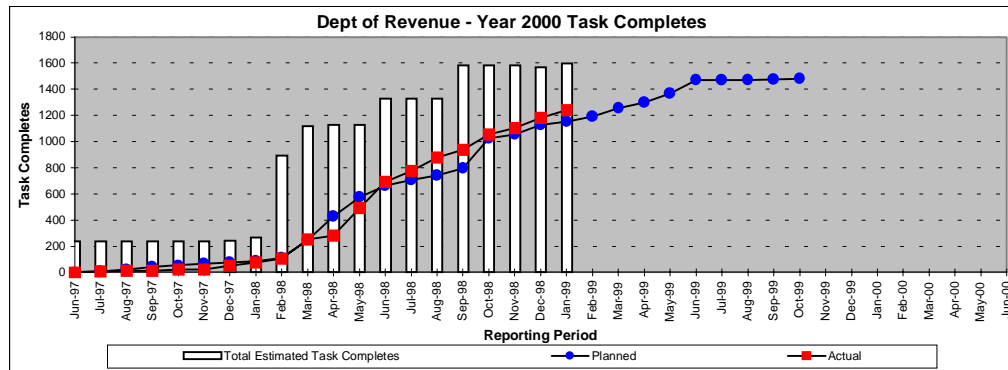
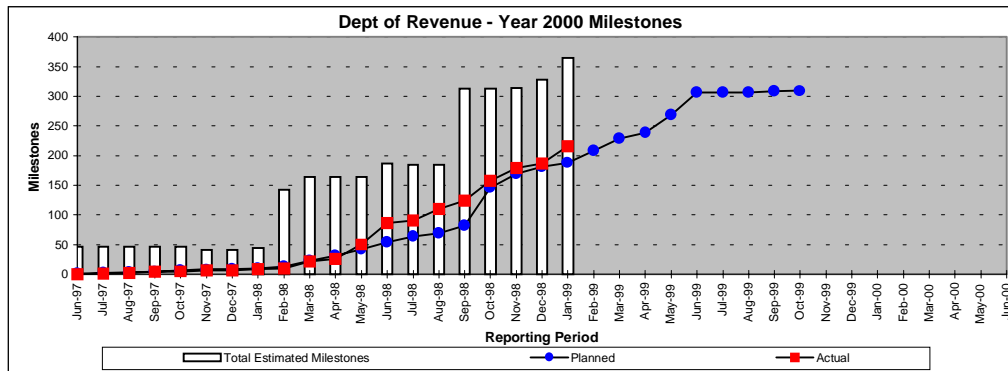
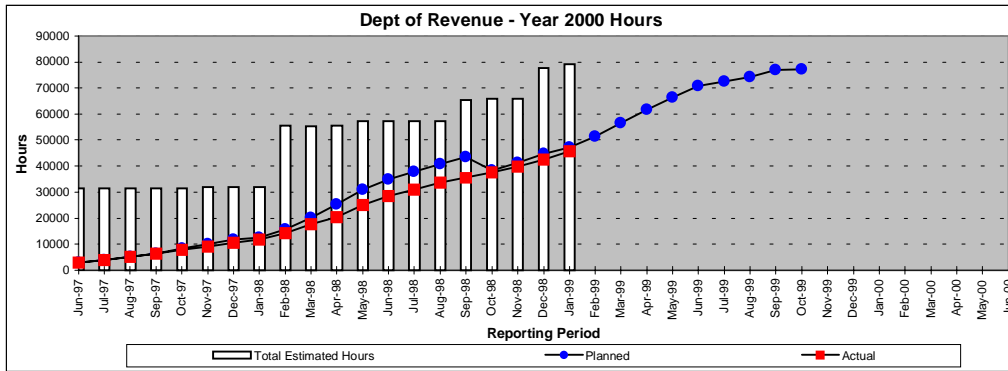
AARAPS slipped another month to a February 1999 completion due to testing delays indicating that management intervention is required.

The current Income Tax System (P11/P17) must execute a large project (approximately 11,600 hours of effort) on a short schedule. Effective February 22, 1999, a new project manager will assume control of this project. Department management must continue to actively monitor this project to be successful.

In October, re-planning efforts resulted in the Verification of Vendor Systems project slipping its end date from February 1999 to June 1999. As of the date of publication, questions remain regarding the scope of the testing portion of this project.

Based on the Department's January data, the All Other Tax Systems Project will need to achieve milestones at 50% above the planned rate to complete the project on time. The Project Office is not aware of any information that would make this performance likely.

The Project Office does not clearly understand the scope or method by which electronic interfaces with external suppliers will be tested. External suppliers include the Federal government, counties, other states, etc. This area has the potential to cause coordination and logistics problems therefore it requires attention now to ensure a June completion.



2.1.20 Secretary of State

Office of the Secretary of State	
Project Progress	
Progress Rating (5 pt. Scale):	5.0
Number of Y2K Projects:	1
Number of Active Projects:	0
Number of Fatal/Critical Projects:	1
Number of Active Fatal/Critical Projects:	0
Number of Completed Projects:	0
Completion Date of Final Fatal/Critical Project:	02/1999
Completion Date of Final Project:	02/1999
Fatal and Critical System Verification Progress	
Verification Rating (5 pt. Scale):	5
Number of Systems:	3
Systems in Remediation:	0
Systems in Testing Phase:	0
Systems Complete:	0
Systems Ready for Verification:	3
Systems Verified:	0

Comments

Nine systems inventoried. All systems will be replaced by an on-going development project prior to January 1999 and available for verification in March 1999. The Department reports that testing is on schedule with these new systems. A plan to verify the fatal and critical systems (Corporations, UCC and Accounting) has been received.

Issues and Concerns

None

2.1.21 Transportation

Dept of Transportation	
Project Progress	
Progress Rating (5 pt. Scale):	4.4
Number of Y2K Projects:	9
Number of Active Projects:	5
Number of Fatal/Critical Projects:	3
Number of Active Fatal/Critical Projects:	1
Number of Completed Projects:	3
Completion Date of Final Fatal/Critical Project:	03/1999
Completion Date of Final Project:	09/1999
Fatal and Critical System Verification Progress	
Verification Rating (5 pt. Scale):	4
Number of Systems:	8
Systems in Remediation:	0
Systems in Testing Phase:	7
Systems Complete:	1
Systems Ready for Verification:	0
Systems Verified:	0

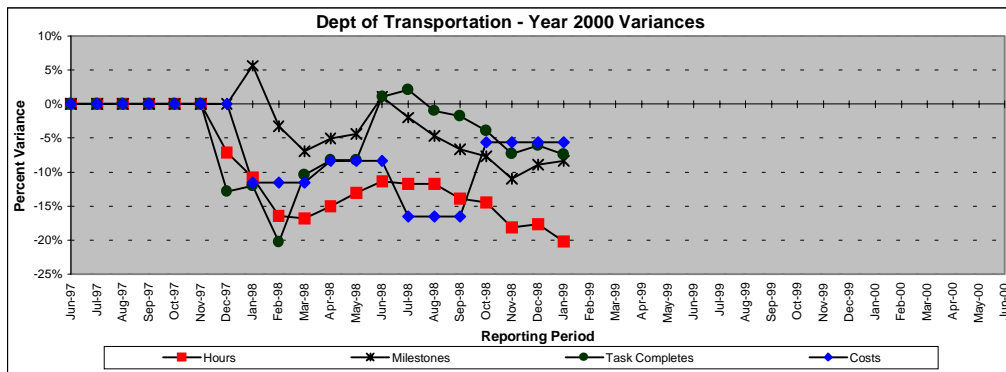
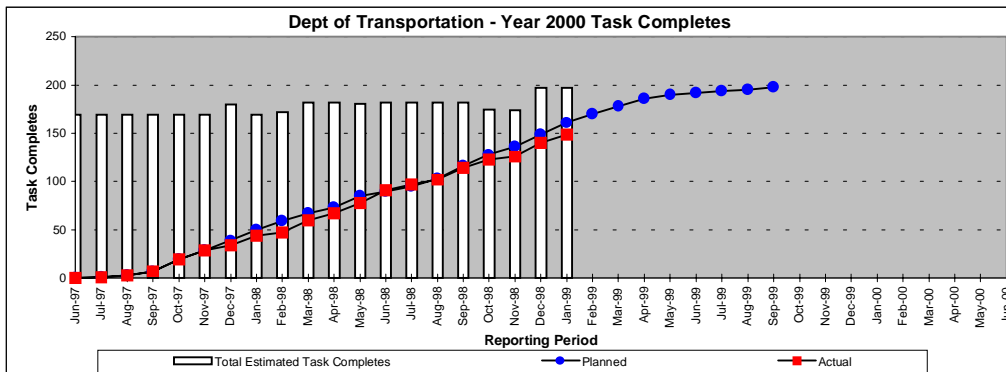
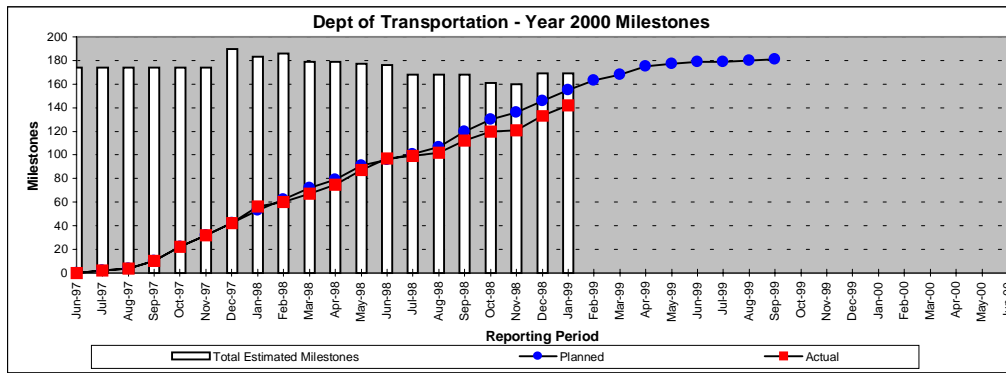
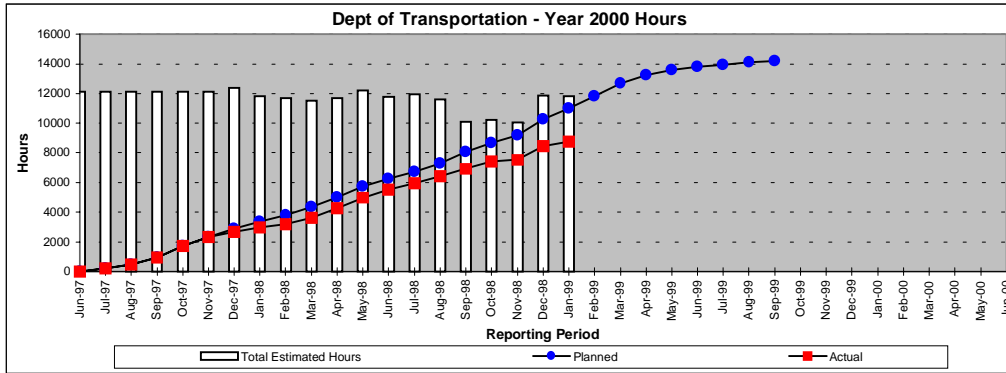
Comments

Even though the Federal Aid Billing (FABS/CPPS) project has only 36 hours remaining, its completion date isn't until February 1999. This is due to a final test being needed once the revised COFRS Core programs are ready for implementation, which is scheduled for mid-February 1999.

A new project was added to Transportation's Year 2000 effort to address the LAN and PC compliance activities. This new plan resulted in an additional 2,050 hours being added to the effort.

Issues and Concerns

None.



2.1.22 Treasury

Dept of Treasury	
Project Progress	
Progress Rating (5 pt. Scale):	5
Number of Y2K Projects:	1
Number of Active Projects:	0
Number of Fatal/Critical Projects:	1
Number of Active Fatal/Critical Projects:	0
Number of Completed Projects:	1
Completion Date of Final Fatal/Critical Project:	Unknown
Completion Date of Final Project:	Unknown
Fatal and Critical System Verification Progress	
Verification Rating (5 pt. Scale):	5
Number of Systems:	1
Systems In Pre-Test Phase:	0
Systems in Testing Phase:	0
Systems Complete:	1
Systems Ready for Verification:	0
Systems Verified:	0

Comments

The Treasury Department has a vendor letter indicating Year 2000 compliance for office software. This system needs to be scheduled for verification in the near future.

Issues and Concerns

None